



LAW ENFORCEMENT CERTIFICATION  
**2017 PUBLIC REPORT**

# TABLE OF CONTENTS

|                             |     |
|-----------------------------|-----|
| Letter from Co-Chairs ..... | 3   |
| Stakeholder Letters.....    | 4   |
| Executive Order .....       | 5   |
| Collaborative Members ..... | 10  |
| Overview .....              | 11  |
| County Profiles             |     |
| A-F .....                   | 16  |
| G-L .....                   | 70  |
| M-S .....                   | 116 |
| T-Z .....                   | 174 |
| State Agencies .....        | 196 |
| Non-Certified Agencies..... | 197 |



## OHIO COLLABORATIVE COMMUNITY-POLICE ADVISORY BOARD

March 31, 2017

*Co-Chair*  
DIRECTOR JOHN BORN  
Ohio Department of Public Safety

*Co-Chair*  
THE HON. NINA TURNER  
Former Ohio Senator

SERGEANT BRIAN S. ARMSTEAD  
Akron Police Department

COMM. LORI BARRERAS  
Ohio Civil Rights Commission

DR. RONNIE DUNN  
Associate Professor, Cleveland State University

AUSTIN B. HARRIS  
Student, Central State University

COUNCILMAN MICHAEL H. KEENAN  
Dublin

THE REV. DAMON LYNCH III  
Senior Pastor, New Prospect Baptist Church

SHERIFF TOM MILLER  
Medina County

CHIEF MICHAEL J. NAVARRE  
Oregon Police Department

THE HON. RONALD J. O'BRIEN  
Franklin County Prosecutor

### EX OFFICIO MEMBERS

TIM DERICKSON  
Former Ohio Representative

SEN. CLIFF K. HITE  
Ohio Senate

THE HON. TOM ROBERTS  
Former Ohio Senator

THE LATE HON. LOUIS STOKES  
Former Member of Congress

THE LATE HON. GEORGE V. VOINOVICH  
Former U.S. Senator, Governor of Ohio and Mayor of Cleveland

SEN. SANDRA WILLIAMS  
Ohio Senate

Dear Citizens of Ohio:

On behalf of the members of the Ohio Collaborative Community Police Advisory Board, it has been an honor to serve you on the Collaborative. We want to thank Governor John Kasich for having the faith and trust in us to lead this important initiative. There is no more important relationship between the public and its citizens than that between law enforcement and the communities they serve. As we have listened to testimony from the public and law enforcement professionals, it is abundantly clear that without exception everyone wants to build a better relationship.

We want to thank our colleagues who serve on the Collaborative. The progress we have realized would not have occurred without the knowledge, expertise and commitment of the members of the Collaborative. We come from different perspectives and have different personal and professional experiences that have shaped our views. However, we have all been guided by a clear vision and a single goal to improve the overall relationship between law enforcement and communities. The Collaborative reinforces the belief that when we are willing to work together we can find common ground and move toward progress.

We would like to thank the many witnesses who have shared their knowledge and expertise with the Collaborative members. Their input has helped us shape the first ever standards for law enforcement agencies in the history of Ohio. This is no small accomplishment.

Finally, we would like to thank the law enforcement executives all across this state who made the decision to voluntarily be part of the Collaborative certification process. Their willingness to embrace the standards demonstrates their commitment to their community. This process could not happen without their participation.

Respectfully submitted,

Senator Nina Turner  
Co-Chair

Director John Born  
Co-Chair



## BUCKEYE STATE SHERIFFS' ASSOCIATION

1103 Schrock Road, Suite 401 • Columbus, Ohio 43229 • Tel: (614) 431-5500 • Fax: (614) 431-5665

ROBERT A. CORNWELL  
EXECUTIVE DIRECTOR

### OFFICERS

**President**  
Mark Wasylshyn  
Wood County  
**First Vice President**  
Michael L. Simpson  
Preble County  
**Second Vice President**  
Matthew J. Lutz  
Muskingum County  
**Third Vice President**  
Phil R. Stammitz  
Lorain County  
**Treasurer**  
Keith Everhart  
Hardin County  
**Executive Secretary**  
Allen F. Solomon  
Auglaize County  
**Director At Large**  
Randy Thorp  
Licking County

### DISTRICT DIRECTORS

**Northeast District**  
George T. Maier  
Stark County  
Travis Hutchinson  
Wayne County  
**Northwest District**  
Jason K. Landers  
Paulding County  
Thomas M. Riggensbach  
Van Wert County  
**Southeast District**  
Ronald J. Myers  
Harrison County  
Larry Mincks  
Washington County  
**Southwest District**  
Malcolm "Jamie" Patton  
Union County  
Larry Sims  
Warren County

### DISTRICT DEPUTY DIRECTORS

**Northeast District**  
Terry Hamilton  
Ashland County  
**Northwest District**  
Ryan Kidwell  
Hancock County  
**Southeast District**  
Chad Dennis  
Licking County  
**Southwest District**  
Betsy Spain  
Union County

To the Citizens of Ohio:

On behalf of the members of the Buckeye State Sheriffs' Association (BSSA) I am proud to join with the Ohio Association of Chiefs of Police (OACP) and the Office of Criminal Justice Services (OCJS) to participate in the Ohio Collaborative certification process.

I am proud of the contributions of the BSSA as both agency participants receiving certification and as assessors and peer support providers in the certification process. We believe strongly that the participation of the sheriffs added expertise, knowledge and legitimacy. We are also proud of the work of our members who have played an integral role in developing the Collaborative standards.

Ultimately, we see this as another way to provide services to our members and to the public at large. We look forward to working together with the OACP and OCJS in the future.

Sincerely,

Robert A. Cornwell  
Executive Director

### PAST PRESIDENTS CURRENT SHERIFFS

2016  
Randy Thorp  
Licking County

2015  
Gene Fischer  
Greene County

2013  
E. Wayne Risner  
Ashland County

2012  
Jeff Grey  
Mercer County

2010  
Timothy L. Rogers  
Coshocton County



## OHIO ASSOCIATION OF CHIEFS OF POLICE, INC.

March 15, 2017

The Ohio Association of Chiefs of Police (OACP) is pleased to partner with the Ohio Department of Public Safety (DPS) and the Ohio Office of Criminal Justice Service (OCJS) on the Ohio Collaborative statewide minimum standards program.

We value the relationship with DPS and OCJS and appreciate that the OACP was included as a partner from the beginning of the process. We also appreciate that our organization has been given the opportunity to provide input and recommendations as new standards are being developed and finalized.

The OACP formed a Standards Review sub-committee made up of Chiefs who have invested a great deal of time in vetting proposed standards. Chief Michael Navarre, Oregon PD, has served as the OACP representative on the Collaborative and has been a strong advocate for Ohio law enforcement and minimum standards as a means to elevate Ohio's law enforcement profession.

With 80% of all Ohio law enforcement officers now involved in the compliance process, this speaks to the desire of agencies to be the best for their communities. The Ohio Association of Chiefs of Police has led the way in assisting agencies with the peer process and reviewing agencies to achieve final certification through the assessment process. Since the Ohio Collaborative's inception, OACP has made over 420 peer and assessor assignments.

The OACP executive leadership quickly and strongly advocated in favor of the Ohio Collaborative and minimum law enforcement standards. As an organization, we believe these new minimum standards will help to further improve the professionalism and consistency of Ohio law enforcement agencies.

Sincerely,

Chief Jeffrey Mitchell  
OACP President, 2016-2107  
Lebanon PD

Donna Braxton  
OACP Executive Director

6277 Riverside Drive \* Dublin, Ohio 43017  
614-761-0330 \* 614-761-9509 (fax) \* [www.oacp.org](http://www.oacp.org)



JOHN R. KASICH  
GOVERNOR  
STATE OF OHIO

## **Executive Order 2015-04K**

### **Establishing the Ohio Collaborative Community-Police Advisory Board**

**WHEREAS**, trust between the citizens of Ohio and the law enforcement officers who serve us is essential for building safe communities and creating and sustaining opportunities for all Ohioans; and

**WHEREAS**, through Executive Order 2014-06K, I created the Ohio Task Force on Community-Police Relations ("Task Force") to explore how to strengthen the fractured relationships that exist between law enforcement and some communities and to examine strategies to strengthen trust between law enforcement and the communities they serve; and

**WHEREAS**, the Task Force held a series of public forums throughout the State to listen to community and law enforcement perspectives on community-law enforcement interaction; and

**WHEREAS**, in those public forums, the Task Force heard from hundreds of members of the general public and nationally renowned experts about the challenges that currently exist in rebuilding trust between law enforcement and the public in some communities; and

**WHEREAS**, the Task Force has produced a report that includes recommendations on how to improve relationships between law enforcement and the communities they serve, as well as research, supporting documentation and, most importantly, the perspectives of the citizens of Ohio, Task Force members, experts, and others who provided testimony and information to the Task Force; and

**WHEREAS**, the recommendations, testimony, supporting documentation, and best practices outlined in the report serve as a blueprint for further action; and

**WHEREAS**, continuing to bring together citizens, communities and law enforcement departments to strengthen their relationships in a collaborative way will allow the work and the recommendations of the Task Force to be carried forward;

**NOW THEREFORE**, I, John R. Kasich, Governor of the State of Ohio, by virtue of the authority vested in me by the Constitution and the laws of the State of Ohio do hereby order and direct that:



1. The **Ohio Collaborative Community-Police Advisory Board** (“the Collaborative”) is hereby established. The Collaborative will consist of twelve (12) persons appointed by me, plus additional *ex officio* members as I may designate, and will include both law enforcement officers and public members. I will appoint a Chairperson from among the twelve members. Members of the Collaborative will serve three- (3-) year terms, though the initial terms will be staggered so that no more than four (4) members’ terms will end every year.
2. The purpose of the Collaborative is to advise and work with the Office of Criminal Justice Services (“OCJS”) in the Ohio Department of Public Safety on implementing the Task Force’s recommendations and creating, for the first time in Ohio’s history:
  - a. Statewide minimum standards for state and local law enforcement departments to follow in certain vitally important areas including, but not limited to, (i) the proper use of force, including deadly force, and (ii) the recruiting, hiring and screening of potential law enforcement officer candidates; and
  - b. Model departmental policies and best practices recommendations which state and local law enforcement departments and local communities will be encouraged to adopt and then adapt to their particular communities’ needs. The model policies and best practice recommendations will address several areas including, but not limited to: (i) methods for law enforcement to involve the local community in helping officers to address safety issues in the community; (ii) educating the local community on the challenges that law enforcement officers face on a daily basis and how officers are trained to deal with those challenges; (iii) opening effective lines of communication between law enforcement officers and local citizens, particularly as it pertains to encounters between officers and citizens; and (iv) strategies for how both law enforcement and the communities the officers serve can hold each other accountable for the other’s actions.
3. Once all of the members of the Collaborative have been appointed, OCJS and the Collaborative shall immediately begin jointly developing the two statewide minimum standards referred to in paragraph 2a. above. No later than ninety (90) days after the members of the Collaborative have been appointed, the Collaborative and OCJS shall finalize the two standards referred to in paragraph 2a. above and OCJS will disseminate those two standards to all state and local law enforcement departments in Ohio.
4. Additionally, the Collaborative and OCJS shall develop the model departmental policies and best practices referred to in paragraph 2b. above. The Collaborative and OCJS shall set a deadline by which the model departmental policies and best practices will be finalized and disseminated to all state and local law enforcement departments in Ohio. In setting that deadline, the Collaborative and OCJS shall take into consideration the date of the annual report set forth in paragraph 5 below and allow state and local law enforcement departments and the communities they serve sufficient time to review and consider the adoption of those model departmental policies and best practices prior to the issuance of the first annual report.

5. The Collaborative, with the assistance of OCJS, shall monitor and evaluate all state and local law enforcement departments' adoption and implementation of the two statewide minimum standards referred to in paragraph 2a. No later than March 31, 2017, and annually thereafter, OCJS shall publish a report listing which state and local law enforcement departments have and have not adopted and fully implemented those two statewide minimum standards. OCJS shall also note in its report which departments have also adopted one or more of the model departmental policies and best practices developed by the Collaborative and OCJS.
6. The Collaborative may also:
  - a. Recommend to OCJS additional statewide minimum standards for law enforcement departments in Ohio beyond the two standards specified in paragraph 2a. above.
  - b. Recommend to OCJS additional model departmental policies and best practices for law enforcement departments in Ohio beyond those specified in paragraph 2b. above.
  - c. Evaluate the effectiveness of any statewide minimum standards and/or model departmental policies and best practices developed by the Collaborative and OCJS and, if necessary, recommend modifications to the same.
  - d. Recommend to OCJS any other measure the Collaborative believes is necessary to implement the Task Force's recommendations.


Any such new or modified statewide minimum standards and/or model departmental policies and best practices which the Collaborative and OCJS develop shall be disseminated by OCJS to all state and local law enforcement departments in Ohio. All annual reports published by OCJS in 2018 and thereafter shall include each law enforcement department's compliance or noncompliance with any such new or modified statewide minimum standards.

7. The Collaborative and OCJS, in their discretion, may develop measures to encourage state and local law enforcement departments to adopt and implement any statewide minimum standards developed by the Collaborative and OCJS.
8. Any and all staff support and resources necessary for the Collaborative to fulfill its obligations as outlined in this Executive Order shall be provided by the State of Ohio through OCJS. The Chairperson and members of the Collaborative shall serve without compensation for their work on the Collaborative, but may be reimbursed for their reasonable and necessary expenses in the conduct of Collaborative business.




I signed this Executive Order on April 29, 2015, in Columbus, Ohio, and it will not expire unless rescinded.



  
John R. Kasich, Governor

ATTEST:

  
Jon Husted, Secretary of State

Filed on April 30, 2015  
Per Kelly Houtman  
In the Office of the Secretary  
of State at Columbus, OH  
JON HUSTED  
Secretary of State



**John Born**

Co-Chair  
Director, Ohio Department of Public Safety

**Nina Turner**

Co-Chair  
former Ohio Senator

**Brian S. Armstead**

Sergeant, Akron Police Department

**Lori Barreras**

Ohio Civil Rights Commission

**Dr. Ronnie Dunn**

Associate professor, Cleveland State University

**Austin B. Harris**

Student, Central State University

Councilman

**Michael H. Keenan**

Former Mayor of Dublin, Ohio

**Rev. Damon Lynch III**

Senior Pastor

**Tom Miller**

Sheriff, Medina County

**Michael J. Navarre**

Chief, Oregon Police Department

**Ronald J. O'Brien**

Franklin County Prosecutor

**Ex Officio Members**

**Tim Derickson**

Former Ohio Representative

**Cliff K. Hite**

Ohio Senator

**Tom Roberts**

Former Ohio Senator

**The Late Louis Stokes**

Former Member of Congress

**The Late George V. Voinovich**

Former U.S. Senator, Governor and Mayor

**Sandra Williams**

Ohio Senator



# OVERVIEW

On April 29, 2015, Governor John Kasich signed executive order 2015-04K which created the Ohio Collaborative Community Police Advisory Board (Collaborative). The Collaborative is a multidiscipline group consisting of a diverse group of Ohioans including, law enforcement, community members, elected officials, academia and the faith-based community. The Collaborative was created after the Governor's Task Force on Community Police Relations completed its work and produced a report with recommendations on how to improve the important relationship between law enforcement and the communities they serve.

The executive order charged the Collaborative with creating, for the first time in the history of our state, uniformed minimum standards for all law enforcement agencies to meet. The Collaborative was required, consistent with the executive order, to adopt standards on Use of Force, including Deadly Force, and Hiring and Recruitment within 90 days of the appointment of the Collaborative members. On August 28, 2015, the Collaborative adopted the following standards on use of force, including deadly force and hiring and recruitment.

## **Policy statement for the State of Ohio standard for Use of Force**

Employees may only use the force which is reasonably necessary to effect lawful objectives including: effecting a lawful arrest or overcoming resistance to a lawful arrest, preventing the escape of an offender, or protecting or defending others or themselves from physical harm.

## **Policy statement for the State of Ohio standard for Use of Deadly Force**

The preservation of human life is of the highest value in the State of Ohio. Therefore, employees must have an objectively reasonable belief deadly force is necessary to protect life before the use of deadly force. Deadly force may be used only under the following circumstances:

1. To defend themselves from serious physical injury or death; or
2. To defend another person from serious physical injury or death; or
3. In accordance with U.S. and Ohio Supreme Court decisions, specifically, *Tennessee v. Garner* and *Graham v. Connor*.

**For us to be successful the community has to trust us. They need to have faith that we're legitimate and we're doing the right thing. Any chance we have to be transparent, show them our operations and meet the standards that the experts tell us we need to be meeting, I think it strengthens that bond with the community.**

*- Colerain Township Police Department Chief Mark Denney*

## Policy statement for the State of Ohio standard for Agency Employee Recruitment and Hiring

The goal of every Ohio law enforcement agency is to recruit and hire qualified individuals while providing equal employment opportunity. Ohio law enforcement agencies should consist of a diverse workforce. Communities with diverse populations should strive to have a diverse work force that reflects the citizens served.

Non-discrimination and equal employment opportunity is the policy. Law enforcement agencies shall provide equal terms and conditions of employment regardless of race, color, religion, sex, sexual orientation, gender identity, age, national origin, veteran status, military status, or disability. This applies to all terms or conditions associated with the employment process, including hiring, promotions, terminations, discipline, performance evaluations, and interviews.

Agencies should utilize due diligence in ensuring that their prospective employees have the proper temperament, knowledge and attitude to handle this very difficult job. Agencies should have appropriate mechanisms in place in order to achieve this mission. Further, agencies should ensure their employment requirements are related to the skills that are necessary to be a successful employee.

While no uniform minimum standards previously existed, we recognize that many agencies across Ohio already met or exceeded the first two standards adopted by the Collaborative. However, the standards gave many agencies an impetus for reviewing policies that were long overdue and in many instances provided the motivation for some agencies to develop policies on use of force for the first time.

**505 OF 877**  
LAW ENFORCEMENT AGENCIES IN  
THE CERTIFICATION PROCESS

At the time of this report, the Collaborative has adopted six (6) standards. While the additional standards are not addressed in this report, they will be the subject of future reports. This certification report will be published annually, and will report the certification status for each law enforcement agency in Ohio. Agencies are identified as one of the following statuses: Final Certified, Provisional Certified, In Process or Not Certified.

This report is divided into county profiles. Agencies that are certified or in process appear in the county profiles that are listed alphabetically in the body of the report. Non-certified agencies are listed alphabetically by county in the back of this report. The county profiles identify the number of agencies in the county, number of agencies involved in the certification process, number of overall officers, percentage of officers who work for agencies engaged in the certification process, county population and the percentage of the population that is served by an agency in the certification process.

**We are extremely pleased to learn of our agency achieving certification through the Ohio Collaborative. This initiative is but one example of Gahanna's efforts to engage our community, be transparent in our operations, enact sound procedures and train our officers in common sense policies all with the ultimate goal of ensuring we are delivering superior law enforcement services to our community and our partners in central Ohio.**

*- Gahanna Police Chief Dennis Murphy*

This report goes to great lengths to provide statistical information on the true impact of the adoption of the collaborative standards. Thus, a great deal of the work is focused on the officers who are part of the certification process and the population that is served by these officers. It is the officers in each

agency who interact with the public, are trained on the standards and it is their actions and interactions with the public they serve that will shape their relationship. Buildings do not serve and protect or build relationships or trust. The success of these standards is built one interaction at a time, one officer at a time.

## CERTIFICATION PROCESS

In order to assure agencies are adopting and implementing the standards created by the Collaborative, the Ohio Office of Criminal Justice Services (OCJS) was charged with creating a law enforcement certification process. In developing the certification process, we had one distinct goal, to build a rigorous review process with legitimacy in the eyes of both the public and law enforcement.

The certification process was developed by criminal justice professionals with extensive expertise and experience in accreditation. The certification process has three components and each is reflected in the designation agencies are identified as in this report. The process begins when an agency submits an application and documentation supporting their agency efforts to adopt and implement the collaborative standards. When an agency has completed this initial step, they are deemed in process.

**9,162,552** OHIOANS ARE COVERED  
BY LAW ENFORCEMENT AGENCIES IN THE  
CERTIFICATION PROCESS OUT OF  
**11,536,504** 2010 CENSUS

Once an agency completes that initial step, their agency application and supporting documentation is then passed on to a reviewer to determine if the agency's documentation supports their assertion that they have implemented the collaborative standards. This part of the process may result in multiple contacts between the reviewer and the certification seeking agency as the reviewer seeks additional information or clarification. Once the reviewer is satisfied the documentation is sufficient to demonstrate the agency has adopted and implemented the standards, that agency is deemed to be provisional certified.

The final step in the process is an onsite assessment of an agency by a criminal justice professional, either a former or current law enforcement officer or accreditation expert, and a final review by the OCJS Executive Director. Prior to conducting the onsite review, the assessor will review all documentation submitted by the agency and the entire certification file. Once this review is completed, the assessor will go to the agency and review additional documentation and interview agency staff. Once the assessor completes their onsite review, they will write a report documenting their visit and findings. The report is then forwarded to OCJS for final review. Once the OCJS Executive Director is satisfied the agency has implemented the standards, the agency is deemed to be final certified.

**27,619** OF **34,807**

OHIO LAW ENFORCEMENT OFFICERS IN  
THE CERTIFICATION PROCESS

This report and process could not have been achieved without the strong support and partnership of both the Buckeye State Sheriffs Association (BSSA) and the Ohio Association of Chiefs of Police (OACP). Both organizations have encouraged their members to participate in the process, provided valuable input to the development of standards and

assessors and peer support for the certification process. Each organization has also assisted with our comprehensive outreach effort to contact agencies about the certification process. We have utilized multiple modes to contact agencies from certified mail, multiple databases, electronic communications, attending regional and statewide stakeholder meetings, and phone calls. This entire process has been a team effort.

# STRENGTHENING COMMUNITY POLICE RELATIONS 2017



## OHIO'S FIRST EVER STANDARDS:

For several years, Ohio has been working to create a national model to strengthen the bond between communities and police. Ohio Governor John R. Kasich established the Ohio Collaborative Community-Police Advisory Board to guide and implement new strategies to improve community-police relations. That work included development of first-of-their-kind standards for state and local law enforcement departments regarding:

- **The proper use of force including deadly force**
- **The recruiting, hiring and screening of potential law enforcement officer candidates**

Law enforcement departments were challenged with adopting and implementing these two statewide standards by March 31, 2017.

## LAW ENFORCEMENT AGENCIES

ADOPTING AND IMPLEMENTING OHIO'S NEW STANDARDS

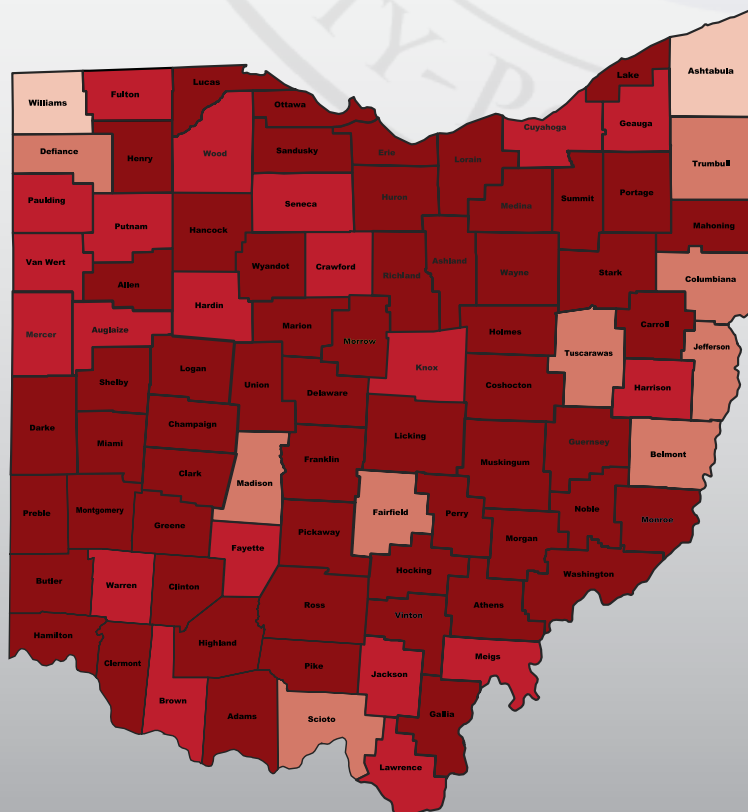
# 500+

## LAW ENFORCEMENT AGENCIES INVOLVED

IN CERTIFICATION PROCESS

## STATEWIDE PARTICIPATION:

### ALL 88 COUNTIES PARTICIPATING



# 79.4%

## OF OHIOANS COVERED


BY LAW ENFORCEMENT AGENCIES  
IN THE CERTIFICATION PROCESS

# 79.3%

## LAW ENFORCEMENT OFFICERS INVOLVED

IN CERTIFICATION PROCESS

PERCENT OF COUNTY COVERED



<http://www.ocjs.ohio.gov/ohiocollaborative>



# Agency Certification Status

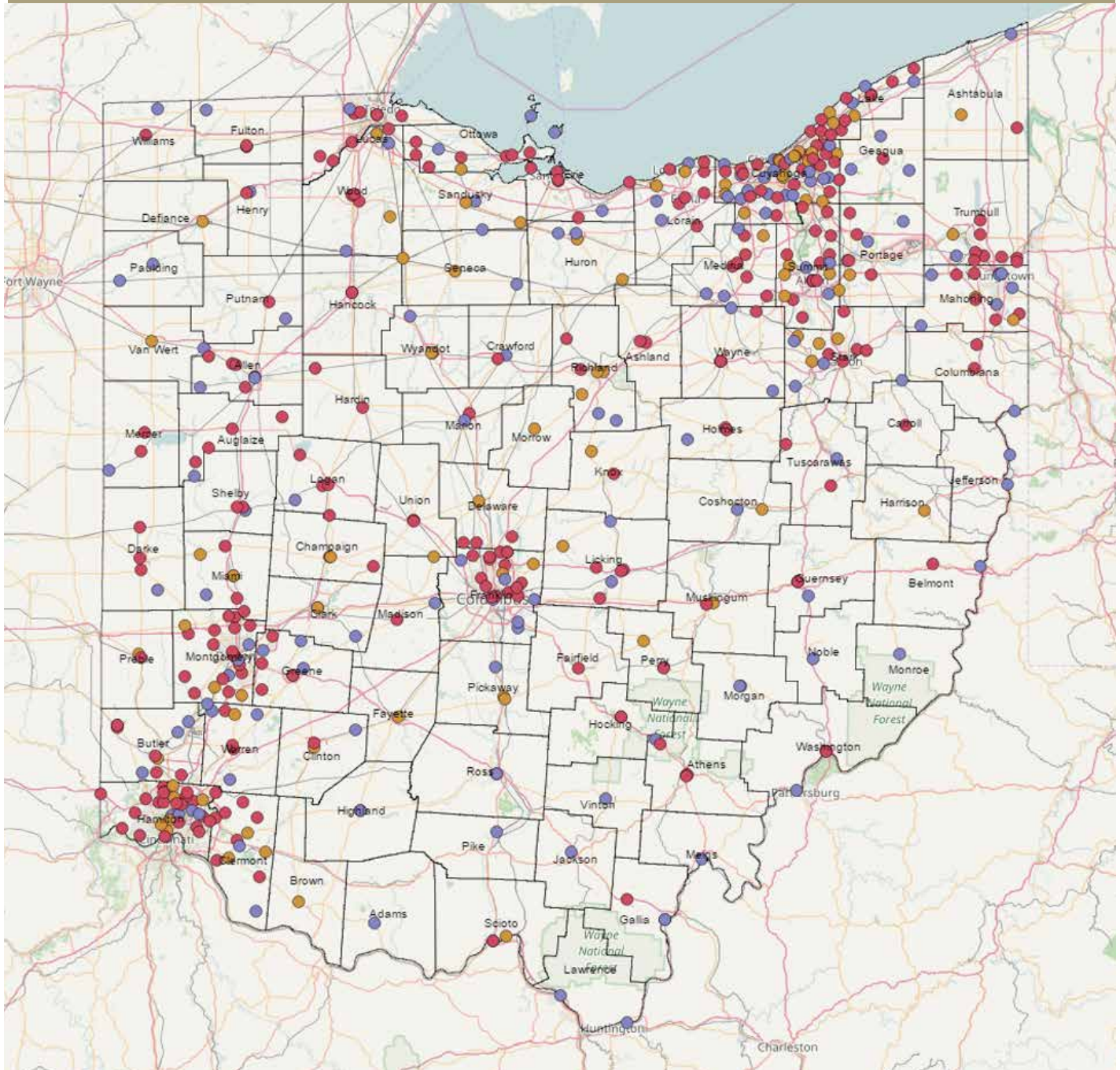
**Final**



**Provisional**



**In Process**



# Adams County

**28,550**

Population  
(2010)

**75**

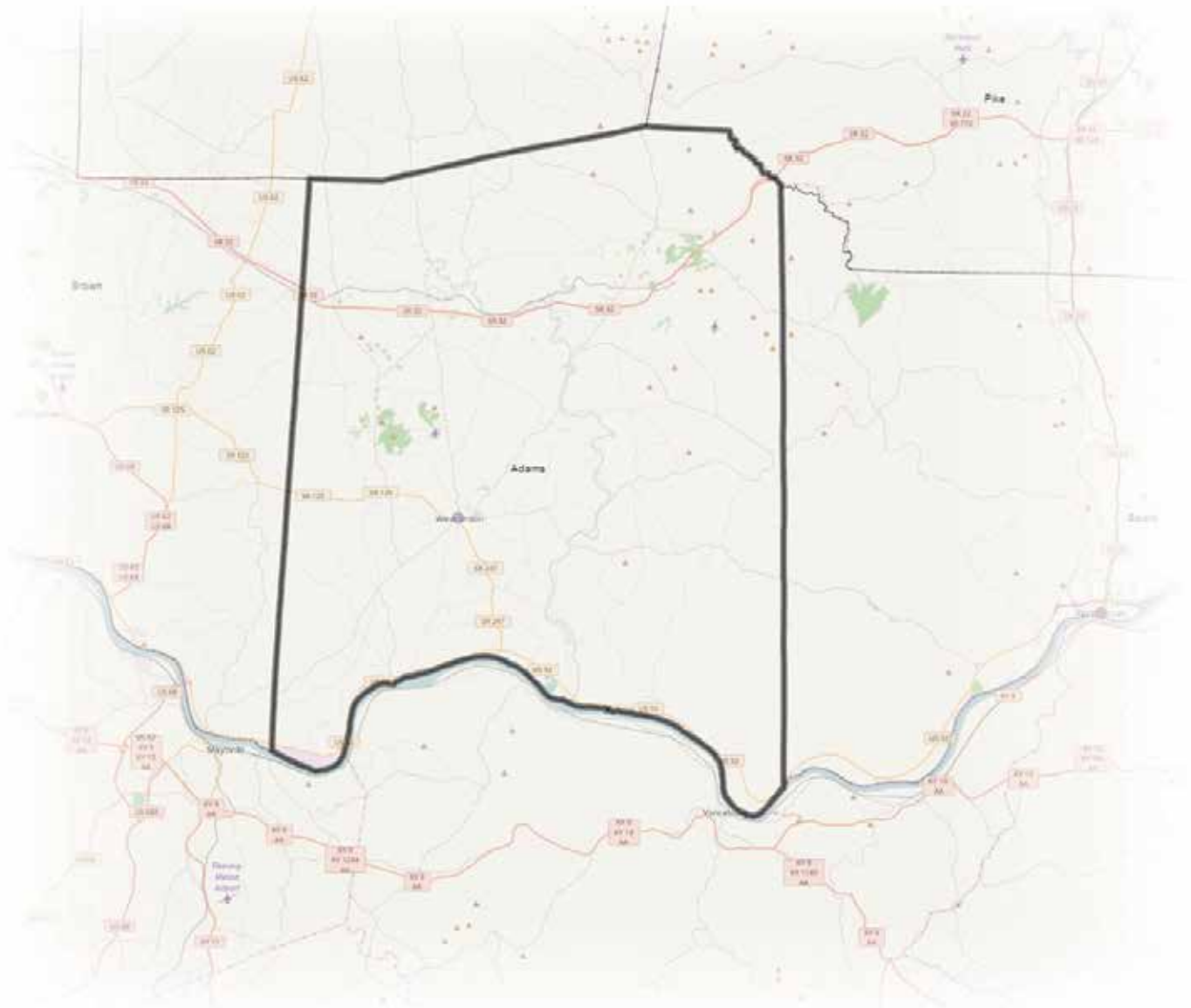
% Population Covered by  
Law Enforcement Agencies  
in any Phase of Certification

**5**

# Law Enforcement  
Agencies in County

**1**

# Law Enforcement  
Agencies in any  
Phase of Certification



20

% Law Enforcement  
Agencies in any  
Phase of Certification

58

# Law Enforcement  
Officers  
in County

28

# Officers in County in  
any Phase of Certification

48

% Officers in County in  
any Phase of Certification

| Agency                        | Agency Size | In Process | Provisional | Final |
|-------------------------------|-------------|------------|-------------|-------|
| Adams County Sheriff's Office | 28          | ✓          |             |       |

# Allen County

**106,331**

Population  
(2010)

**89**

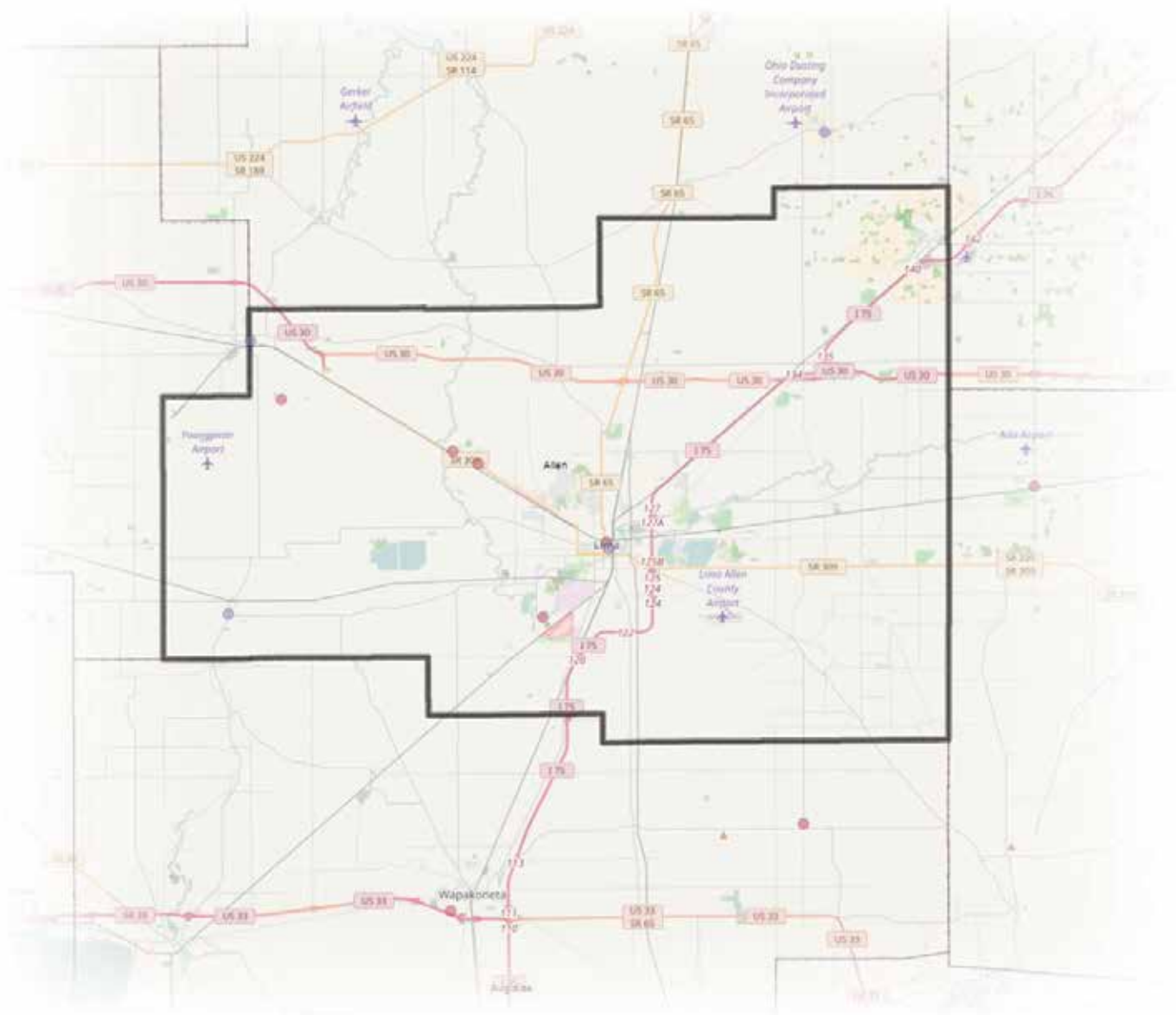
% Population Covered by  
Law Enforcement Agencies  
in any Phase of Certification

**10**

# Law Enforcement  
Agencies in County

**8**

# Law Enforcement  
Agencies in any  
Phase of Certification



**80**

% Law Enforcement  
Agencies in any  
Phase of Certification

**368**

# Law Enforcement  
Officers  
in County

**341**

# Officers in County in  
any Phase of Certification

**93**

% Officers in County in  
any Phase of Certification

| Agency                              | Agency Size | In Process | Provisional | Final |
|-------------------------------------|-------------|------------|-------------|-------|
| Allen County Sheriff's Office       | 161         |            |             | ✓     |
| American Township Police Department | 8           |            |             | ✓     |
| Delphos Police Department           | 19          | ✓          |             |       |
| Elida Police Department             | 8           |            |             | ✓     |
| Lima Police Department              | 117         | ✓          |             |       |
| Marion Township Police Department   | 1           |            |             | ✓     |
| Shawnee Township Police Department  | 17          |            |             | ✓     |
| Spencerville Police Department      | 10          | ✓          |             |       |



# Ashland County

**53,139**

Population  
(2010)

**92**

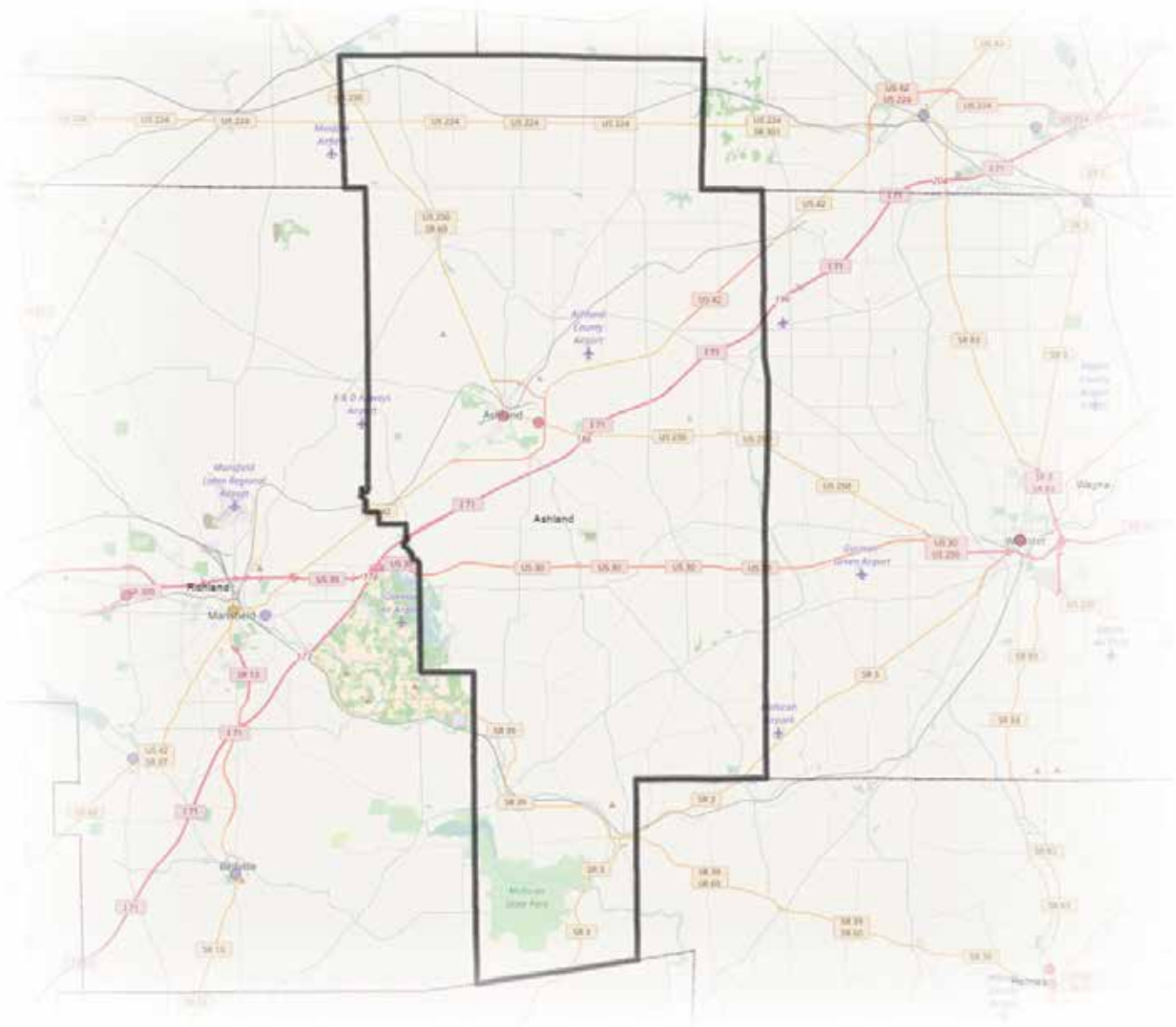
% Population Covered by  
Law Enforcement Agencies  
in any Phase of Certification

**5**

# Law Enforcement  
Agencies in County

**2**

# Law Enforcement  
Agencies in any  
Phase of Certification





40

% Law Enforcement  
Agencies in any  
Phase of Certification

114

# Law Enforcement  
Officers  
in County

89

# Officers in County in  
any Phase of Certification

78

% Officers in County in  
any Phase of Certification

| Agency                          | Agency Size | In Process | Provisional | Final |
|---------------------------------|-------------|------------|-------------|-------|
| Ashland County Sheriff's Office | 55          |            |             | ✓     |
| Ashland Police Division         | 34          |            |             | ✓     |

# Ashtabula County

**101,497**

Population  
(2010)

**15**

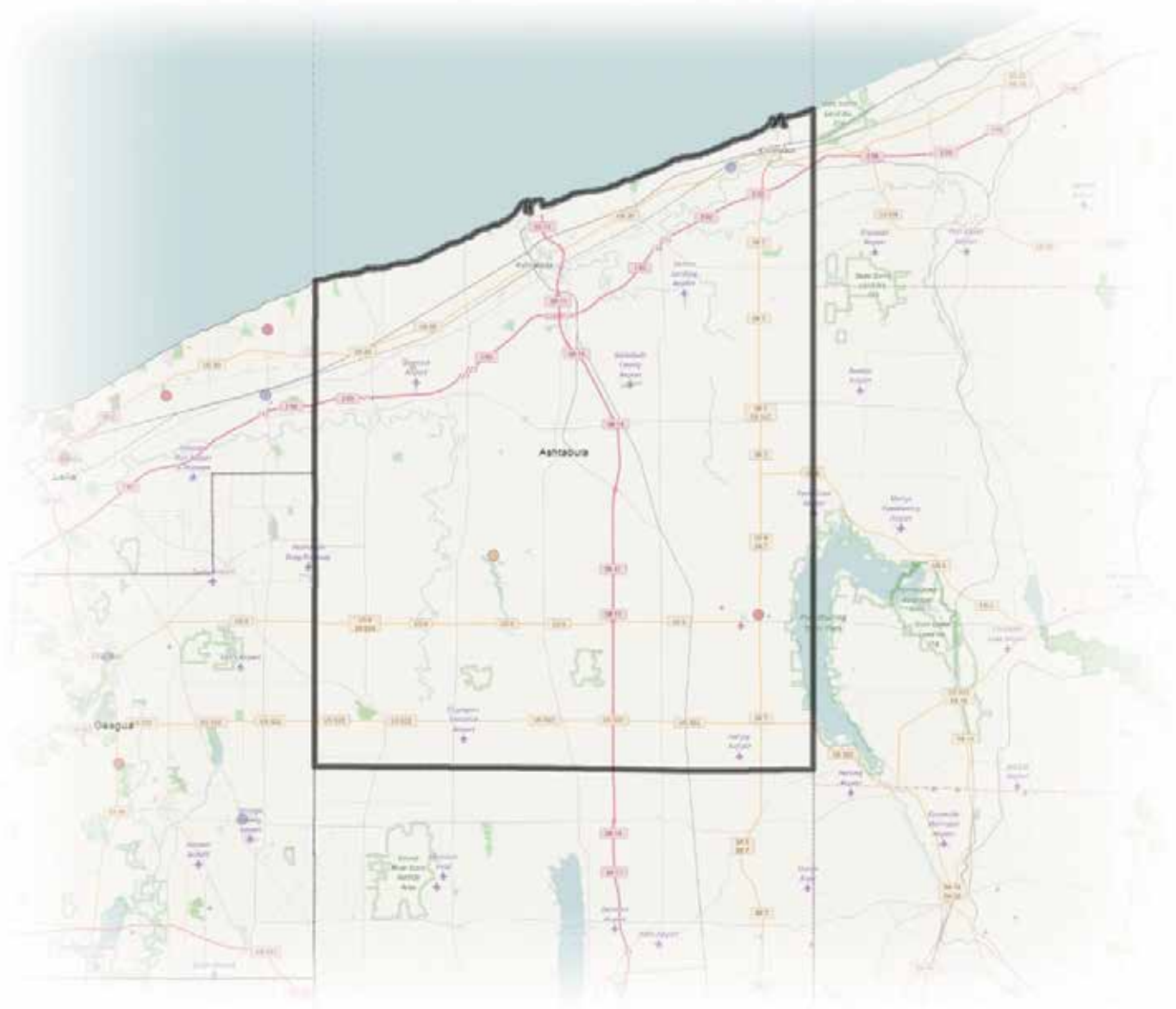
% Population Covered by  
Law Enforcement Agencies  
in any Phase of Certification

**10**

# Law Enforcement  
Agencies in County

**3**

# Law Enforcement  
Agencies in any  
Phase of Certification



30

% Law Enforcement  
Agencies in any  
Phase of Certification

251

# Law Enforcement  
Officers  
in County

39

# Officers in County in  
any Phase of Certification

16

% Officers in County in  
any Phase of Certification

| Agency                           | Agency Size | In Process | Provisional | Final |
|----------------------------------|-------------|------------|-------------|-------|
| Andover Police Department        | 13          |            |             | ✓     |
| Conneaut Police Department       | 20          | ✓          |             |       |
| Roaming Shores Police Department | 6           |            | ✓           |       |

# Athens County

**64,757**

Population  
(2010)

**93**

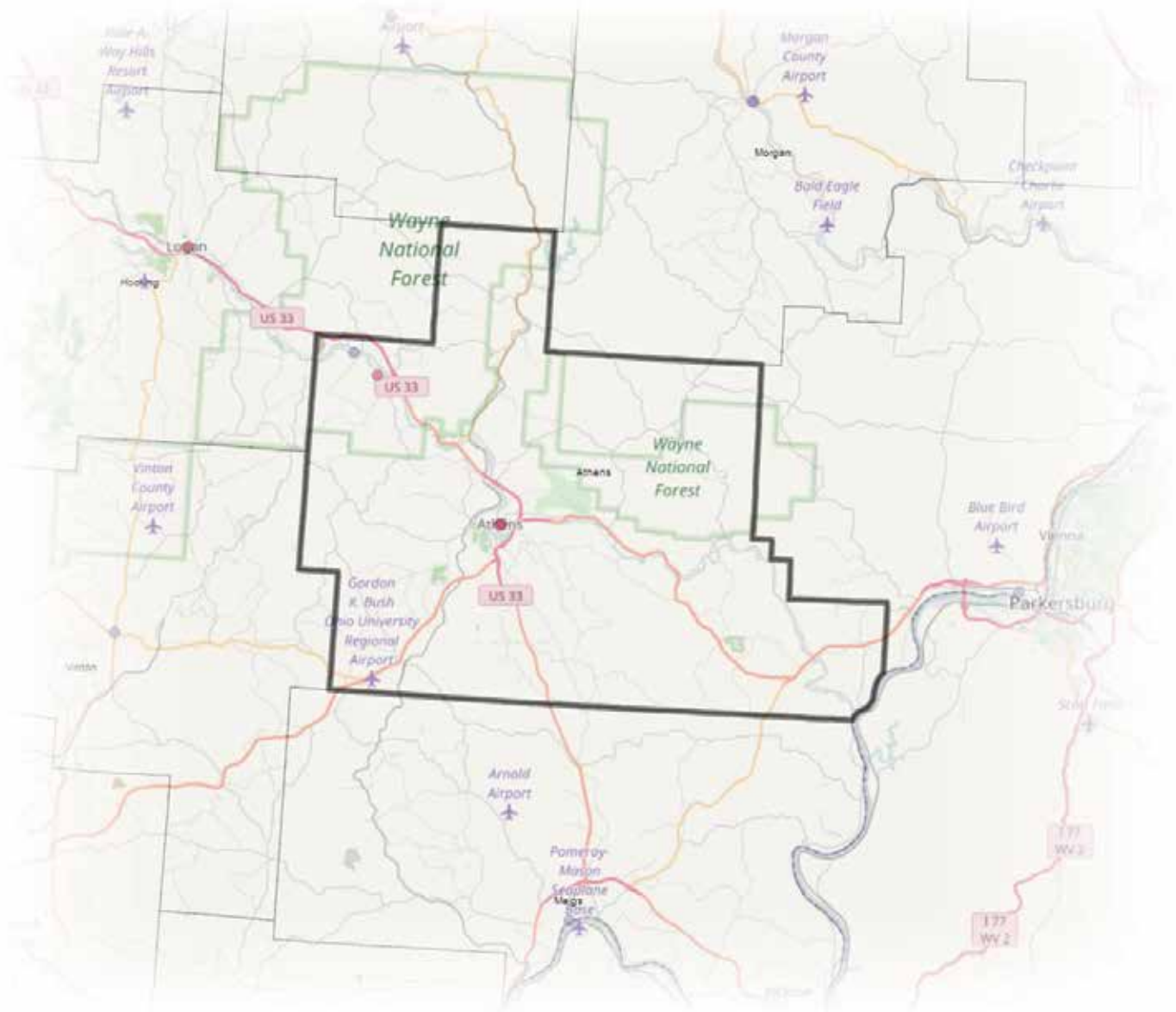
% Population Covered by  
Law Enforcement Agencies  
in any Phase of Certification

**10**

# Law Enforcement  
Agencies in County

**5**

# Law Enforcement  
Agencies in any  
Phase of Certification



50

% Law Enforcement  
Agencies in any  
Phase of Certification

179

# Law Enforcement  
Officers  
in County

147

# Officers in County in  
any Phase of Certification

82

% Officers in County in  
any Phase of Certification

| Agency                            | Agency Size | In Process | Provisional | Final |
|-----------------------------------|-------------|------------|-------------|-------|
| Athens City Police Department     | 49          |            |             | ✓     |
| Athens County Sheriff's Office    | 44          |            |             | ✓     |
| Hocking College Police Department | 9           |            |             | ✓     |
| Nelsonville Police Department     | 13          | ✓          |             |       |
| Ohio University Police Department | 32          |            |             | ✓     |

# Auglaize County

45,949

Population  
(2010)

55

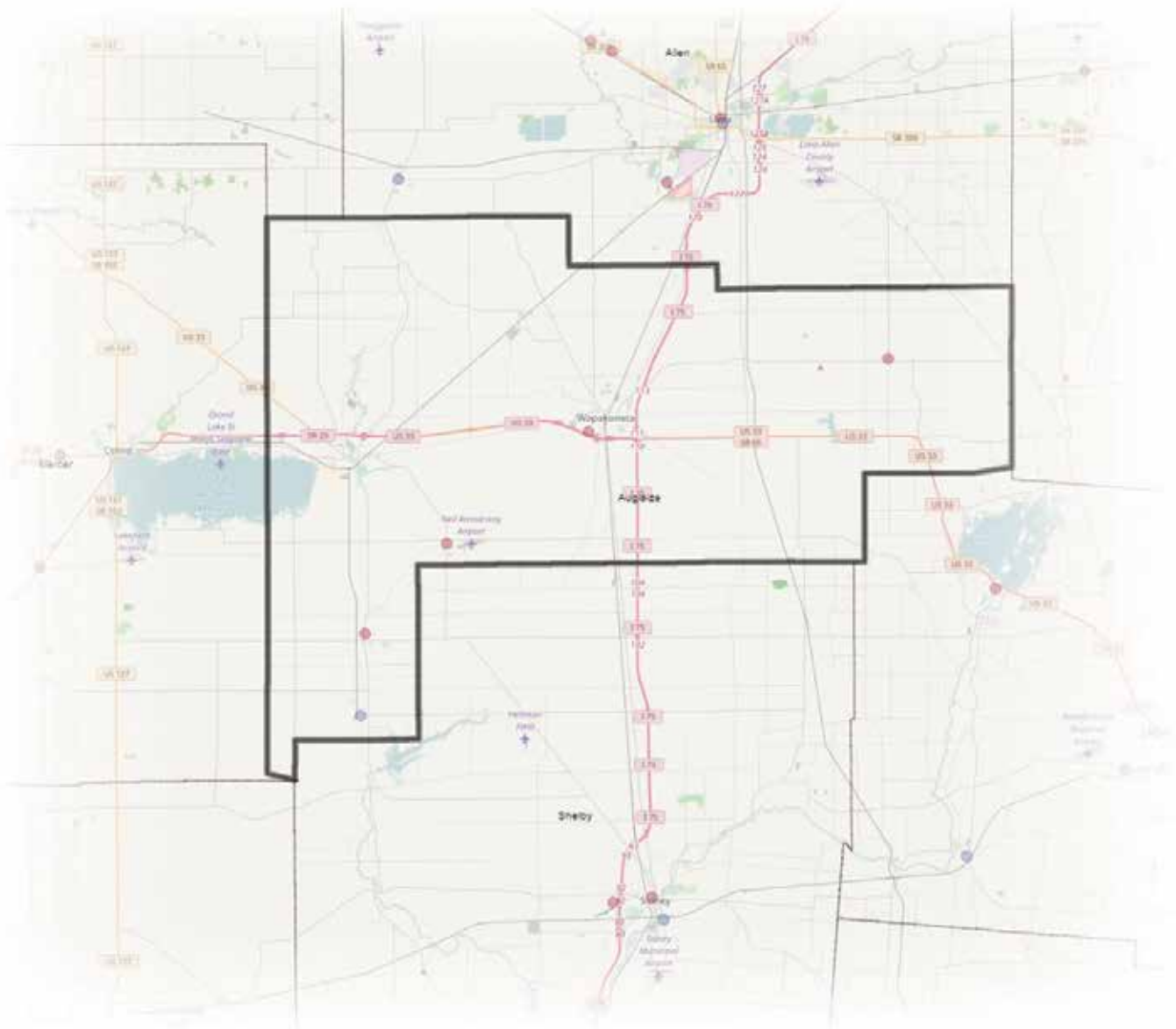
### % Population Covered by Law Enforcement Agencies in any Phase of Certification

8

## # Law Enforcement Agencies in County

5

## # Law Enforcement Agencies in any Phase of Certification





63

% Law Enforcement  
Agencies in any  
Phase of Certification

130

# Law Enforcement  
Officers  
in County

76

# Officers in County in  
any Phase of Certification

58

% Officers in County in  
any Phase of Certification

| Agency                           | Agency Size | In Process | Provisional | Final |
|----------------------------------|-------------|------------|-------------|-------|
| Auglaize County Sheriff's Office | 51          |            |             | ✓     |
| Minster Police Department        | 9           | ✓          |             |       |
| New Bremen Police Department     | 10          |            |             | ✓     |
| New Knoxville Police Department  | 4           |            |             | ✓     |
| Waynesfield Police Department    | 2           |            |             | ✓     |

# Belmont County

**70,400**

Population  
(2010)

**38**

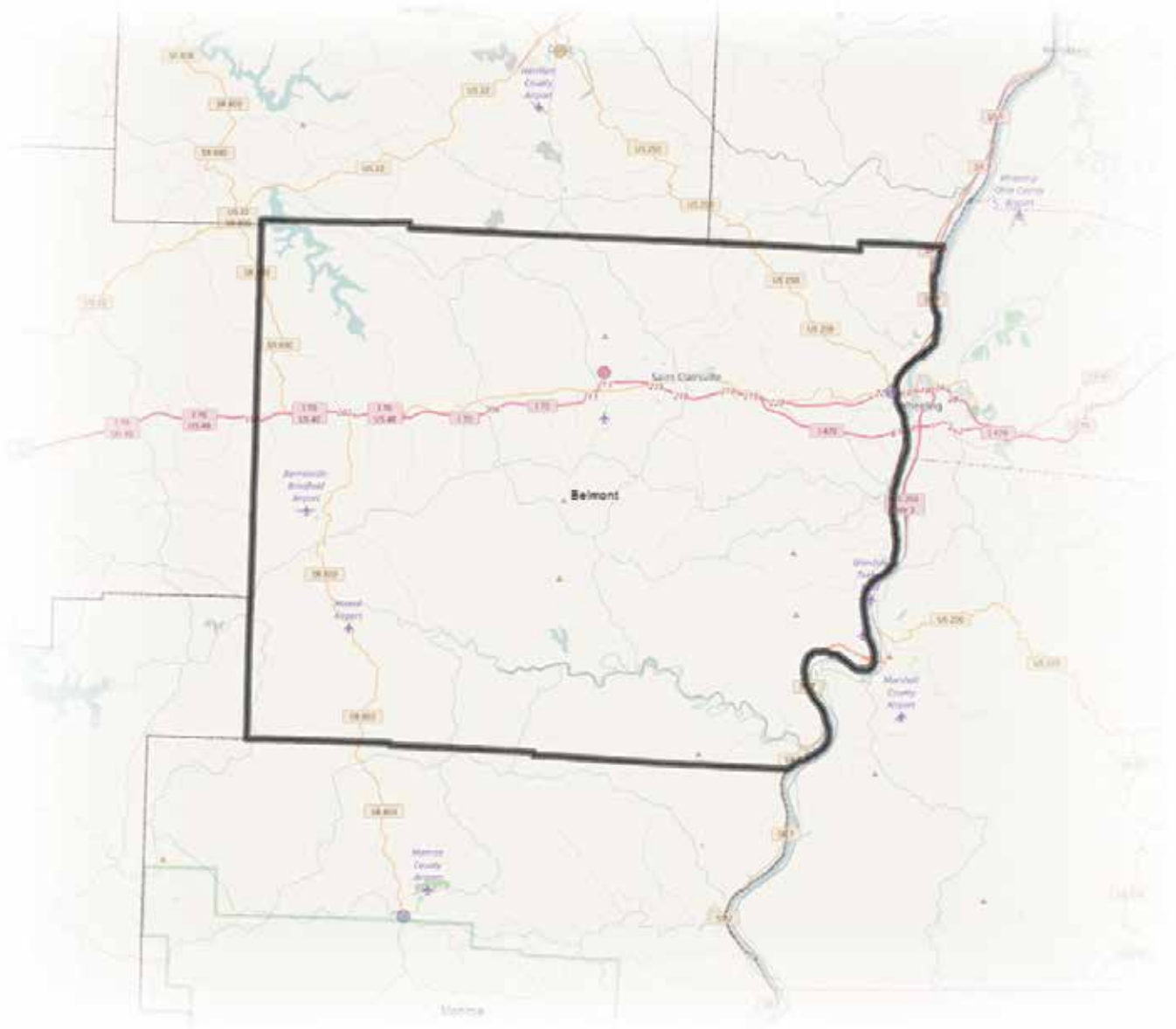
% Population Covered by  
Law Enforcement Agencies  
in any Phase of Certification

**11**

# Law Enforcement  
Agencies in County

**2**

# Law Enforcement  
Agencies in any  
Phase of Certification



18

% Law Enforcement  
Agencies in any  
Phase of Certification

235

# Law Enforcement  
Officers  
in County

134

# Officers in County in  
any Phase of Certification

57

% Officers in County in  
any Phase of Certification

| Agency                          | Agency Size | In Process | Provisional | Final |
|---------------------------------|-------------|------------|-------------|-------|
| Belmont County Sheriff's Office | 120         |            |             | ✓     |
| Bridgeport Police Department    | 14          | ✓          |             |       |

# Brown County

**44,846**

Population  
(2010)

**69**

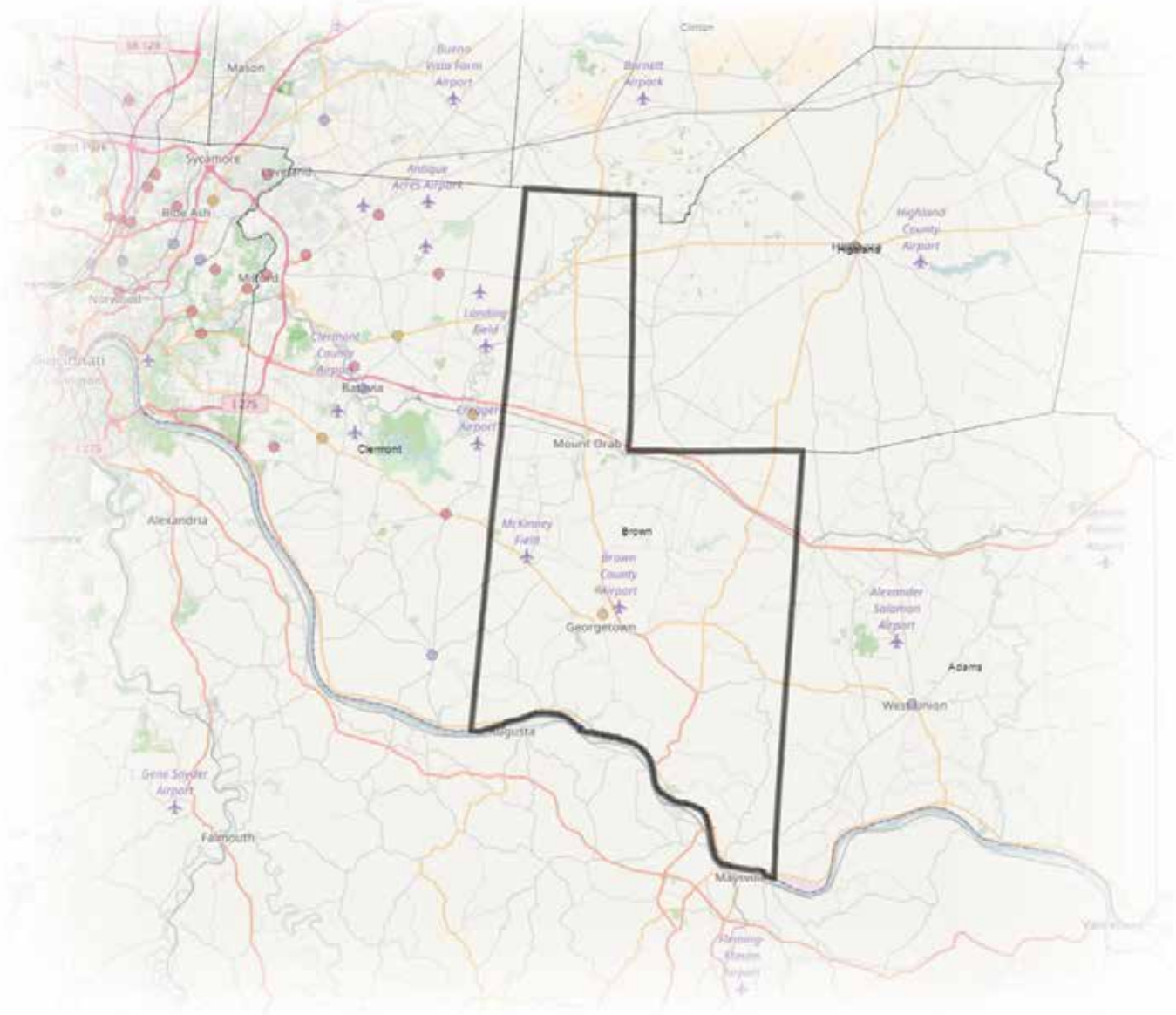
% Population Covered by  
Law Enforcement Agencies  
in any Phase of Certification

**11**

# Law Enforcement  
Agencies in County

**1**

# Law Enforcement  
Agencies in any  
Phase of Certification



9

% Law Enforcement  
Agencies in any  
Phase of Certification

146

# Law Enforcement  
Officers  
in County

39

# Officers in County in  
any Phase of Certification

27

% Officers in County in  
any Phase of Certification

| Agency                        | Agency Size | In Process | Provisional | Final |
|-------------------------------|-------------|------------|-------------|-------|
| Brown County Sheriff's Office | 39          |            | ✓           |       |

# Butler County

**368,130**

Population  
(2010)

**87**

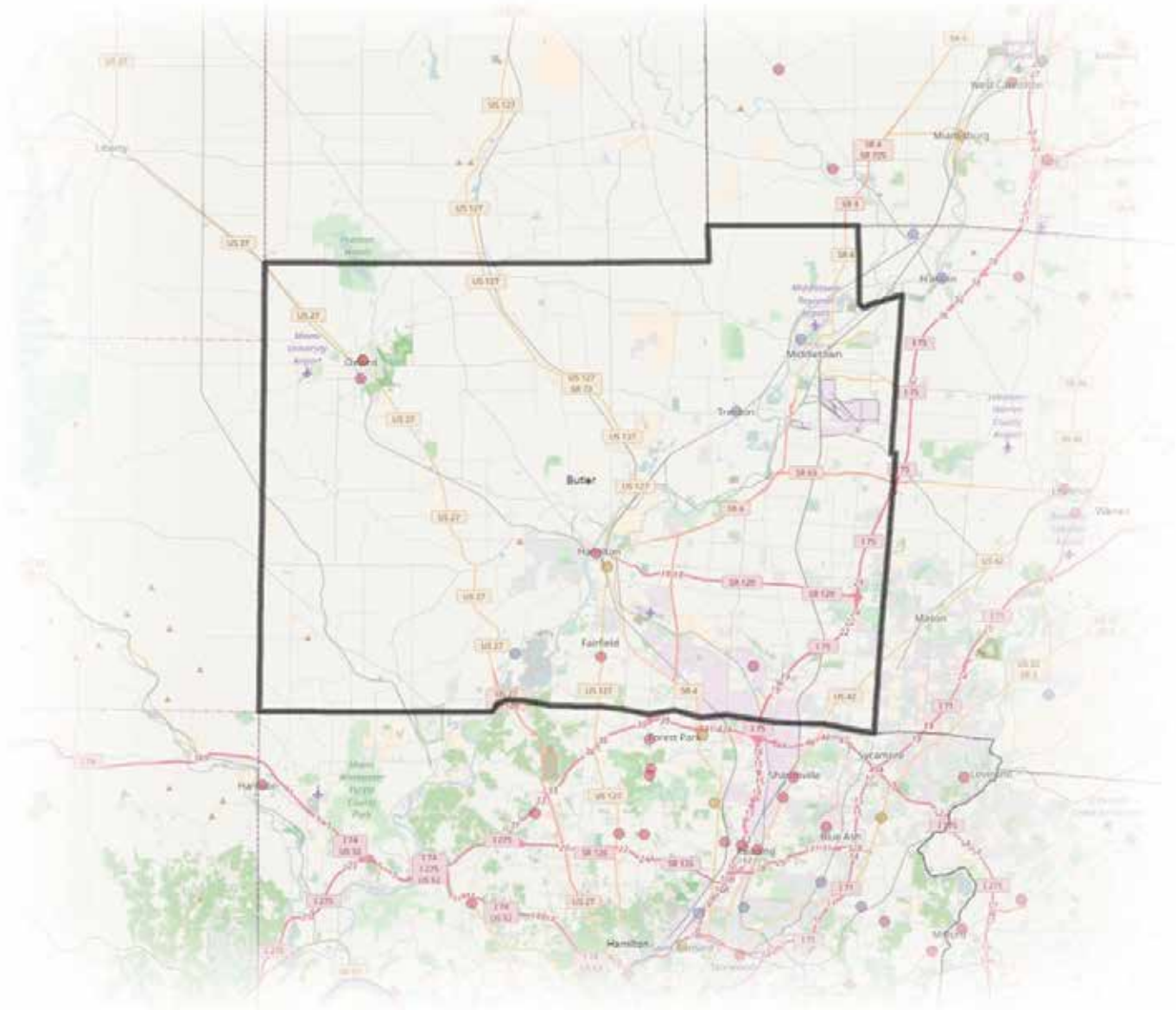
% Population Covered by  
Law Enforcement Agencies  
in any Phase of Certification

**14**

# Law Enforcement  
Agencies in County

**10**

# Law Enforcement  
Agencies in any  
Phase of Certification





# 71

% Law Enforcement  
Agencies in any  
Phase of Certification

# 775

# Law Enforcement  
Officers  
in County

# 697

# Officers in County in  
any Phase of Certification

# 90

% Officers in County in  
any Phase of Certification

| Agency                             | Agency Size | In Process | Provisional | Final |
|------------------------------------|-------------|------------|-------------|-------|
| Butler County Sheriff's Office     | 251         |            | ✓           |       |
| Fairfield Police Department        | 65          |            |             | ✓     |
| Hamilton Police Department         | 120         |            |             | ✓     |
| Miami University Police Department | 27          |            |             | ✓     |
| Middletown Police Department       | 82          | ✓          |             |       |
| Oxford Division of Police          | 26          |            | ✓           |       |
| Oxford Township Police Department  | 18          |            |             | ✓     |
| Ross Township Police Department    | 14          | ✓          |             |       |
| Trenton Police Department          | 13          | ✓          |             |       |
| West Chester Police Department     | 81          |            |             | ✓     |

# Carroll County

**28,836**

Population  
(2010)

**86**

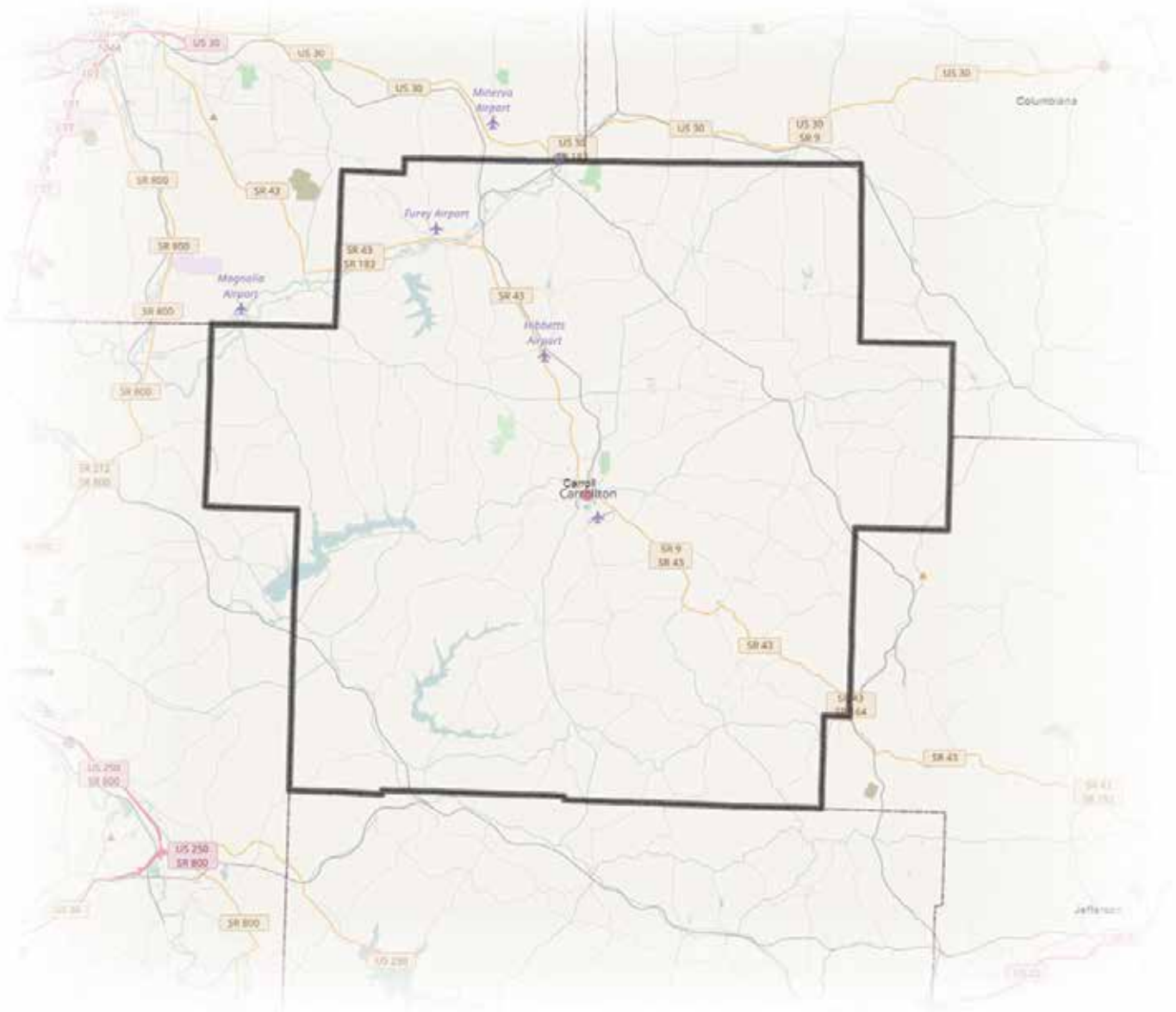
% Population Covered by  
Law Enforcement Agencies  
in any Phase of Certification

**2**

# Law Enforcement  
Agencies in County

**1**

# Law Enforcement  
Agencies in any  
Phase of Certification



50

% Law Enforcement  
Agencies in any  
Phase of Certification

59

# Law Enforcement  
Officers  
in County

45

# Officers in County in  
any Phase of Certification

76

% Officers in County in  
any Phase of Certification

| Agency                          | Agency Size | In Process | Provisional | Final |
|---------------------------------|-------------|------------|-------------|-------|
| Carroll County Sheriff's Office | 45          |            |             | ✓     |

# Champaign County

**40,097**

Population  
(2010)

**95**

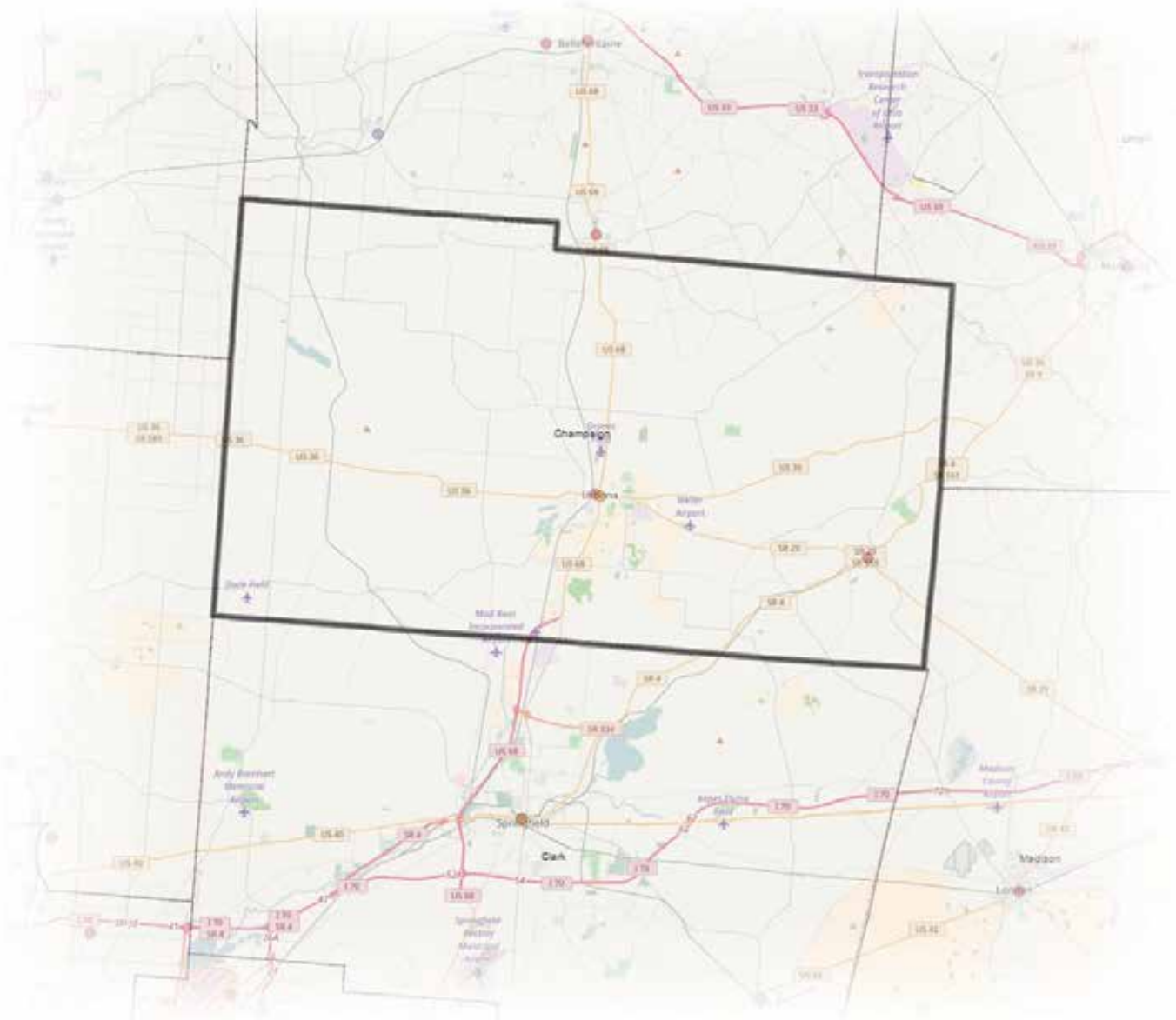
% Population Covered by  
Law Enforcement Agencies  
in any Phase of Certification

**4**

# Law Enforcement  
Agencies in County

**3**

# Law Enforcement  
Agencies in any  
Phase of Certification



75

% Law Enforcement  
Agencies in any  
Phase of Certification

97

# Law Enforcement  
Officers  
in County

86

# Officers in County in  
any Phase of Certification

89

% Officers in County in  
any Phase of Certification

| Agency                            | Agency Size | In Process | Provisional | Final |
|-----------------------------------|-------------|------------|-------------|-------|
| Champaign County Sheriff's Office | 46          |            |             | ✓     |
| Mechanicsburg Police              | 19          |            |             | ✓     |
| Urbana Police Division            | 21          |            | ✓           |       |

# Clark County

138,333

Population  
(2010)

92

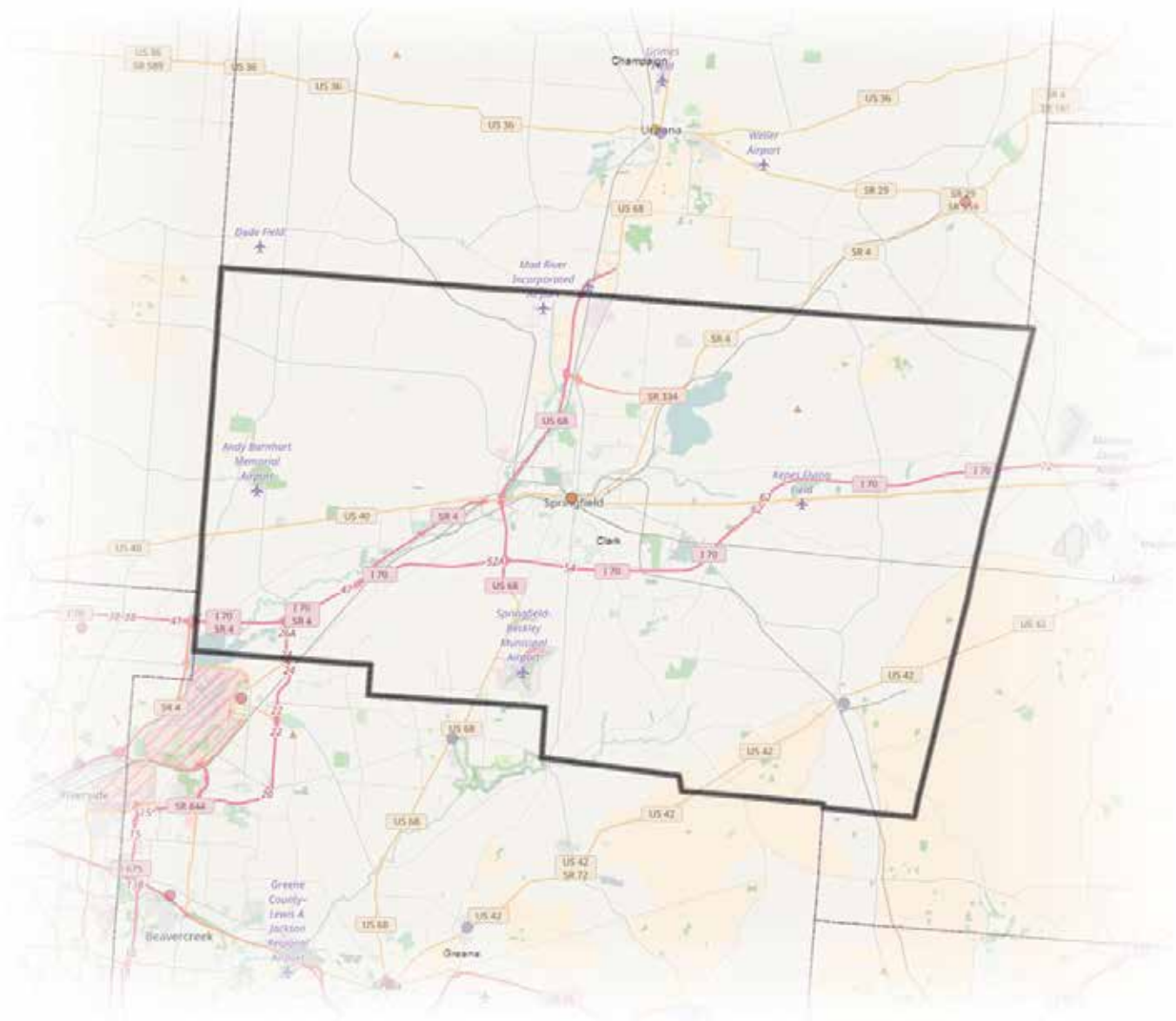
% Population Covered by  
Law Enforcement Agencies  
in any Phase of Certification

10

## # Law Enforcement Agencies in County

3

### # Law Enforcement Agencies in any Phase of Certification





30

% Law Enforcement  
Agencies in any  
Phase of Certification

389

# Law Enforcement  
Officers  
in County

311

# Officers in County in  
any Phase of Certification

80

% Officers in County in  
any Phase of Certification

| Agency                        | Agency Size | In Process | Provisional | Final |
|-------------------------------|-------------|------------|-------------|-------|
| Clark County Sheriff's Office | 174         |            |             | ✓     |
| South Charleston Police       | 13          | ✓          |             |       |
| Springfield Police Division   | 124         |            | ✓           |       |

# Clermont County

**197,363**

Population  
(2010)

**75**

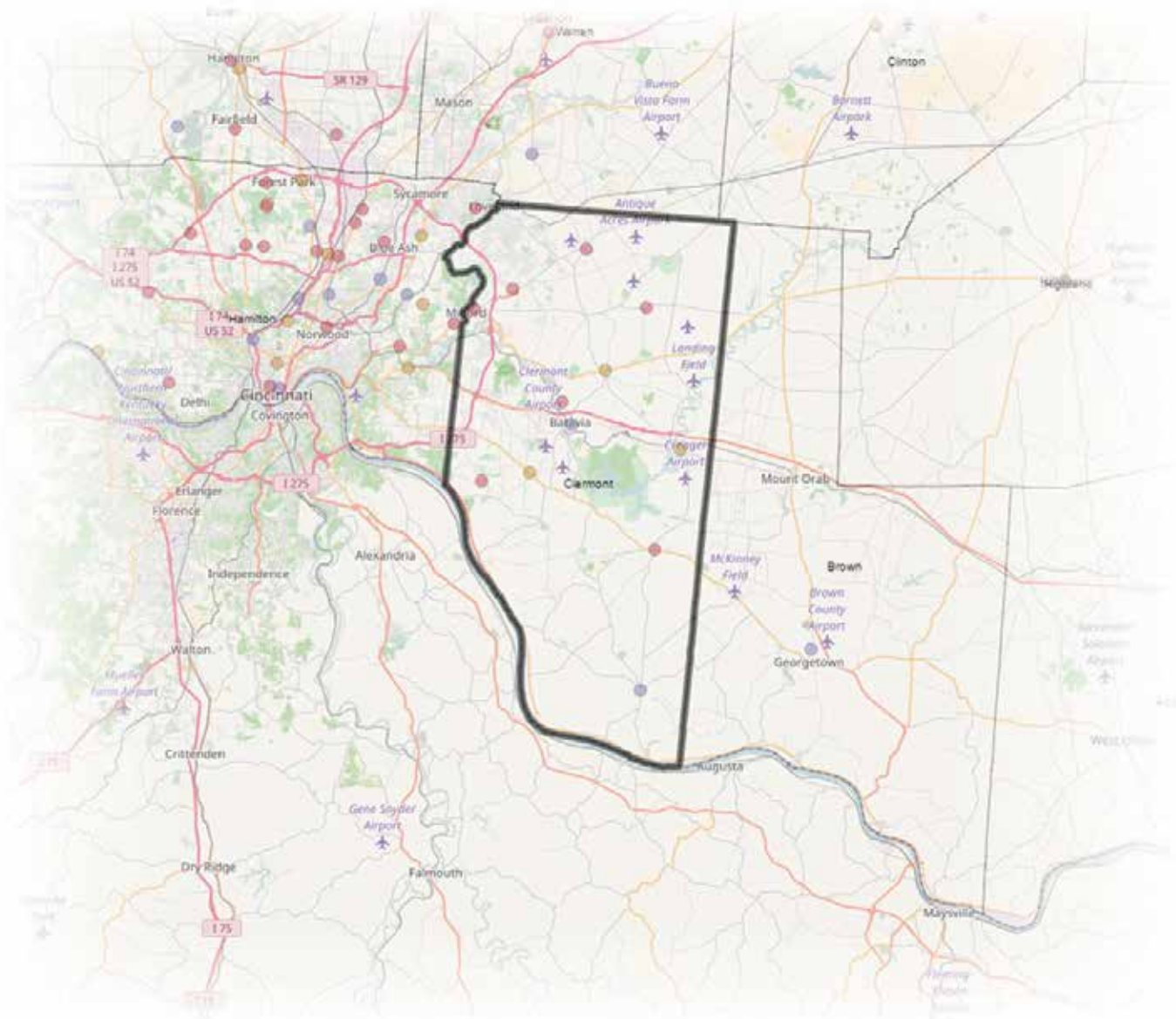
% Population Covered by  
Law Enforcement Agencies  
in any Phase of Certification

**14**

# Law Enforcement  
Agencies in County

**12**

# Law Enforcement  
Agencies in any  
Phase of Certification



86

% Law Enforcement  
Agencies in any  
Phase of Certification

343

# Law Enforcement  
Officers  
in County

281

# Officers in County in  
any Phase of Certification

82

% Officers in County in  
any Phase of Certification

| Agency                            | Agency Size | In Process | Provisional | Final |
|-----------------------------------|-------------|------------|-------------|-------|
| Amelia Village Police Department  | 7           |            | ✓           |       |
| Batavia Police Department         | 10          | ✓          |             |       |
| Bethel Police Department          | 8           |            |             | ✓     |
| Clermont County Sheriff's Office  | 106         |            |             | ✓     |
| Felicity Police Department        | 10          | ✓          |             |       |
| Goshen Township Police Department | 13          |            |             | ✓     |
| Miami Township Police             | 40          |            |             | ✓     |
| Milford Police Department         | 30          |            |             | ✓     |
| Newtonsville Police Department    | 11          |            |             | ✓     |
| Owensville Police Department      | 19          |            | ✓           |       |
| Pierce Township Police            | 17          |            |             | ✓     |
| Williamsburg Police Department    | 10          |            | ✓           |       |

# Clinton County

42,040

Population  
(2010)

86

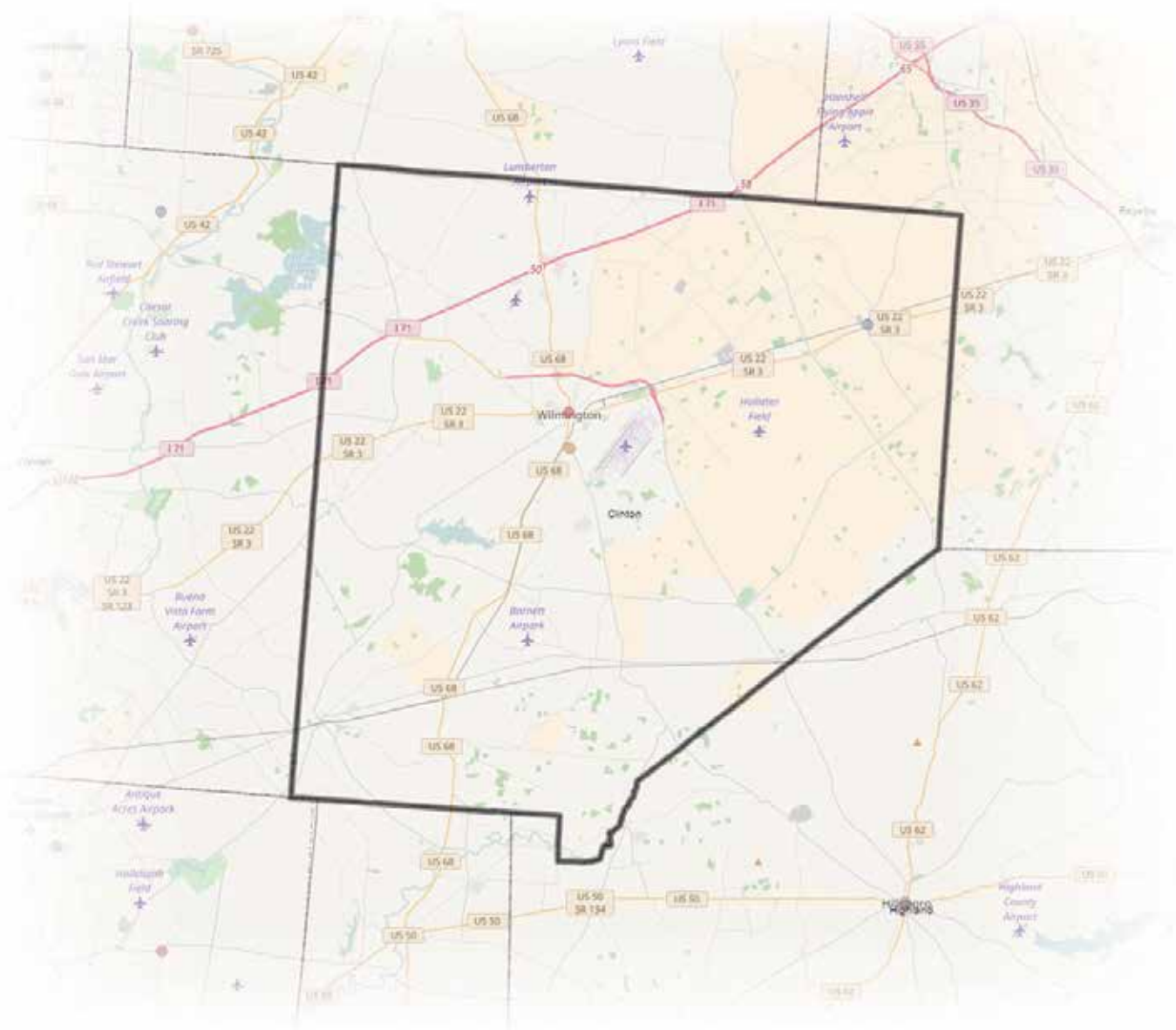
### % Population Covered by Law Enforcement Agencies in any Phase of Certification

6

## # Law Enforcement Agencies in County

3

## # Law Enforcement Agencies in any Phase of Certification



50

% Law Enforcement  
Agencies in any  
Phase of Certification

83

# Law Enforcement  
Officers  
in County

64

# Officers in County in  
any Phase of Certification

77

% Officers in County in  
any Phase of Certification

| Agency                          | Agency Size | In Process | Provisional | Final |
|---------------------------------|-------------|------------|-------------|-------|
| Clinton County Sheriff's Office | 33          |            | ✓           |       |
| Sabina Police Department        | 9           | ✓          |             |       |
| Wilmington Police               | 22          |            |             | ✓     |

# Columbiana County

107,841

Population  
(2010)

41

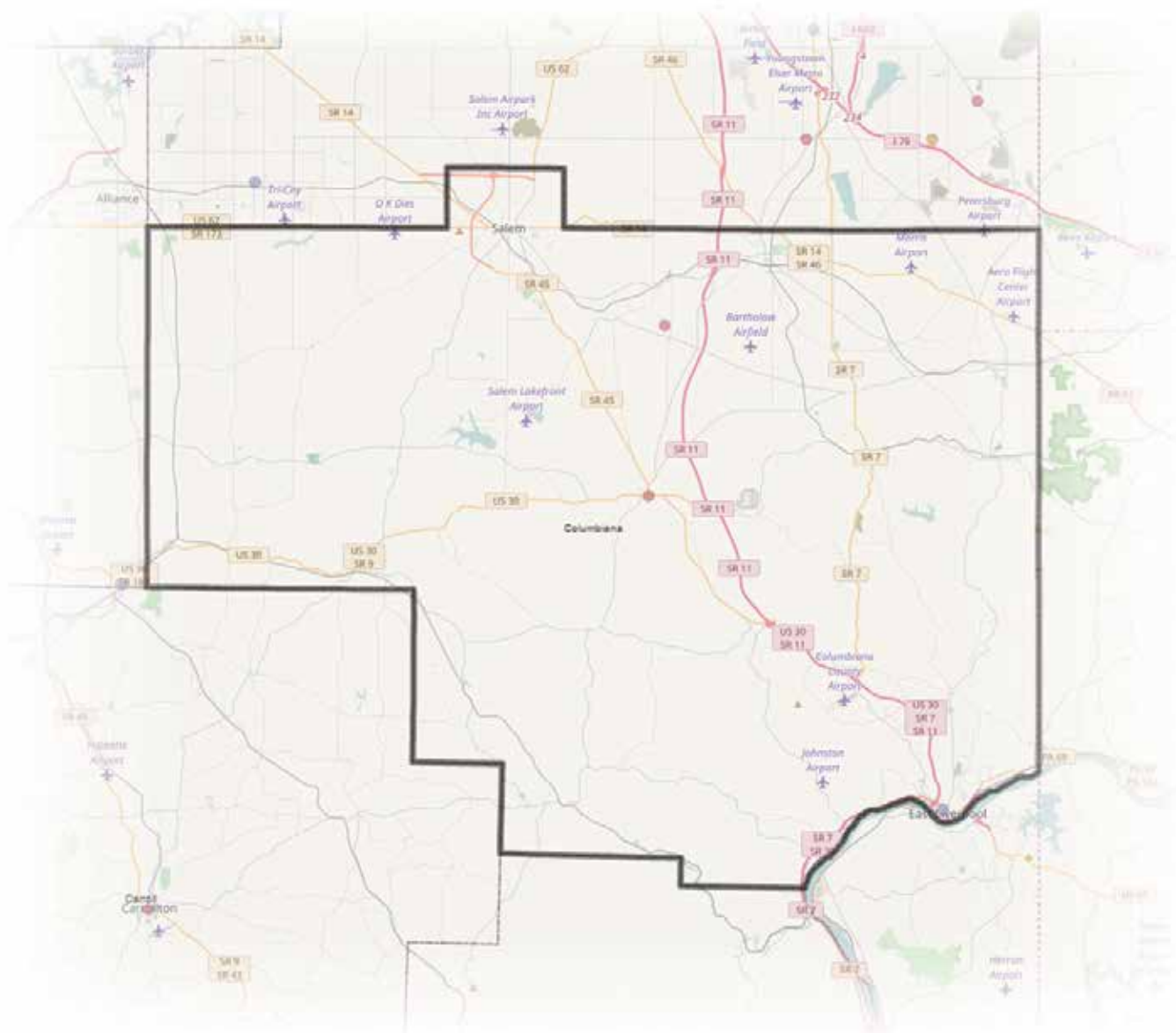
% Population Covered by  
Law Enforcement Agencies  
in any Phase of Certification

17

# Law Enforcement  
Agencies in County

3

# Law Enforcement  
Agencies in any  
Phase of Certification



18

% Law Enforcement  
Agencies in any  
Phase of Certification

225

# Law Enforcement  
Officers  
in County

50

# Officers in County in  
any Phase of Certification

22

% Officers in County in  
any Phase of Certification

| Agency                             | Agency Size | In Process | Provisional | Final |
|------------------------------------|-------------|------------|-------------|-------|
| Columbiana County Sheriff's Office | 31          |            |             | ✓     |
| East Liverpool Police Department   | 18          | ✓          |             |       |
| Salem Township Police              | 1           |            |             | ✓     |



# Coshocton County

**36,901**

Population  
(2010)

**100**

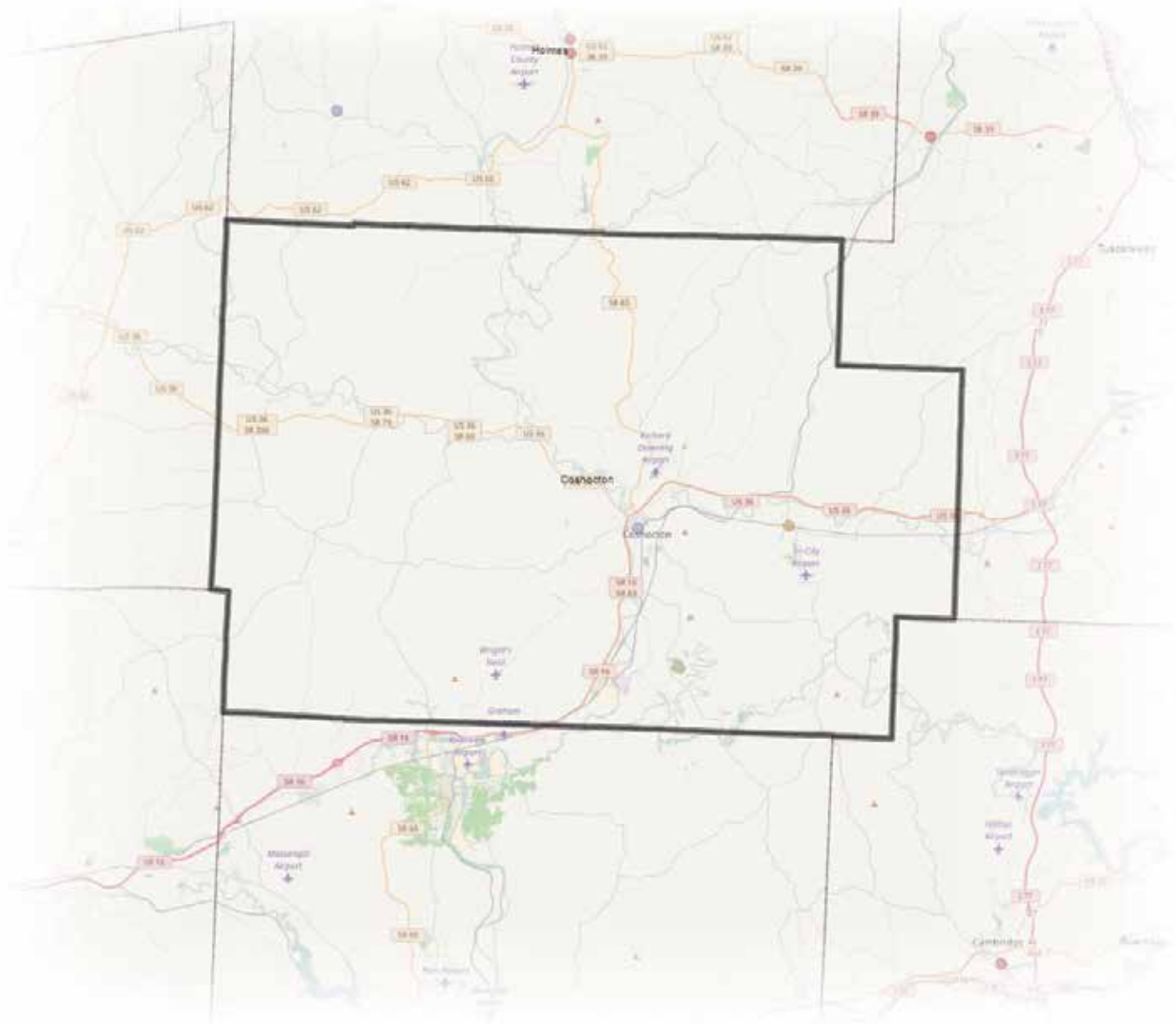
% Population Covered by  
Law Enforcement Agencies  
in any Phase of Certification

**2**

# Law Enforcement  
Agencies in County

**2**

# Law Enforcement  
Agencies in any  
Phase of Certification



100

% Law Enforcement  
Agencies in any  
Phase of Certification

96

# Law Enforcement  
Officers  
in County

96

# Officers in County in  
any Phase of Certification

100

% Officers in County in  
any Phase of Certification

| Agency                            | Agency Size | In Process | Provisional | Final |
|-----------------------------------|-------------|------------|-------------|-------|
| Coshocton County Sheriff's Office | 89          | ✓          |             |       |
| West Lafayette Police Department  | 7           |            | ✓           |       |

# Crawford County

**43,784**

Population  
(2010)

**63**

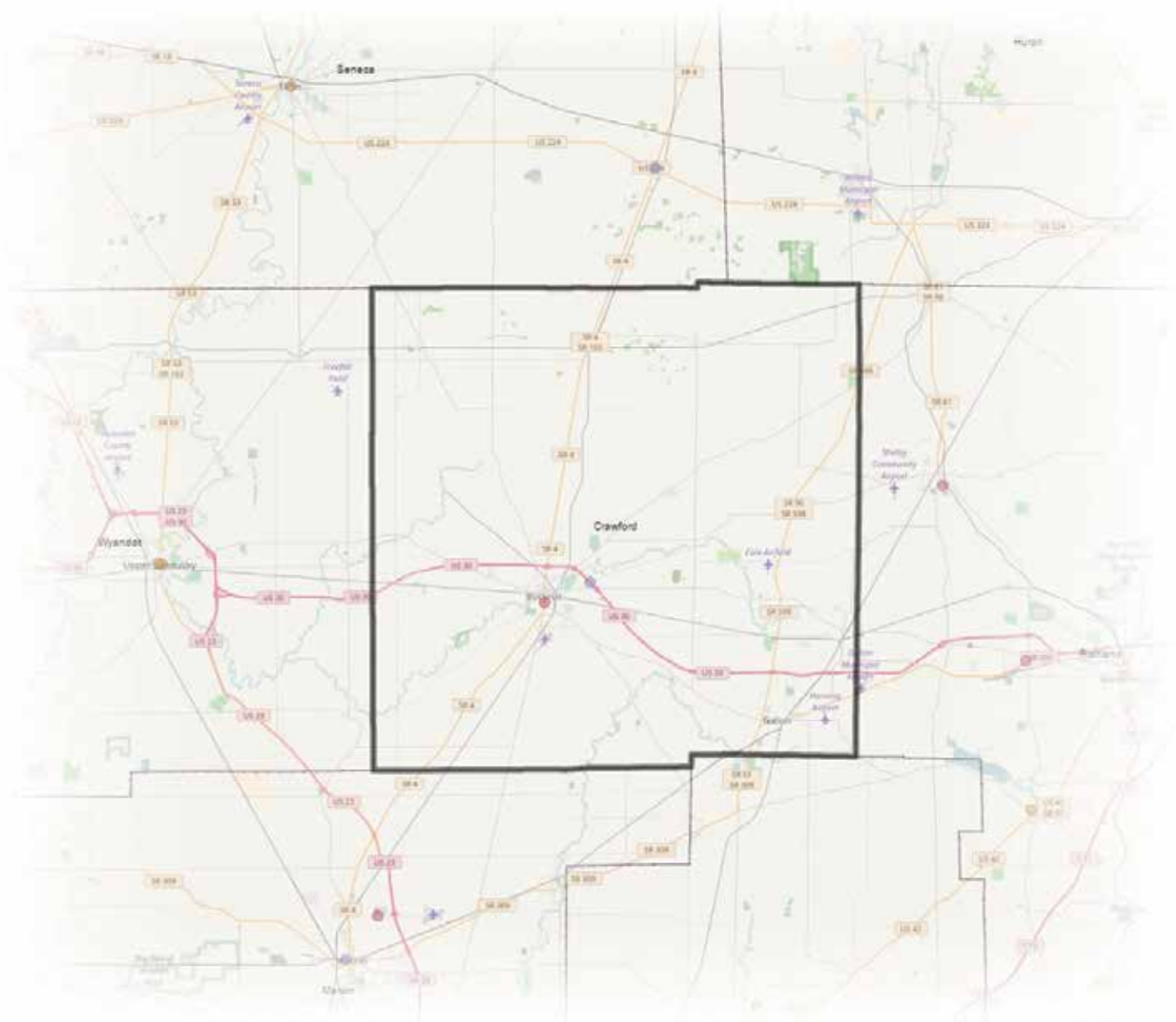
% Population Covered by  
Law Enforcement Agencies  
in any Phase of Certification

**5**

# Law Enforcement  
Agencies in County

**2**

# Law Enforcement  
Agencies in any  
Phase of Certification



40

% Law Enforcement  
Agencies in any  
Phase of Certification

124

# Law Enforcement  
Officers  
in County

84

# Officers in County in  
any Phase of Certification

68

% Officers in County in  
any Phase of Certification

| Agency                           | Agency Size | In Process | Provisional | Final |
|----------------------------------|-------------|------------|-------------|-------|
| Bucyrus Police Department        | 32          |            |             | ✓     |
| Crawford County Sheriff's Office | 52          | ✓          |             |       |

# Cuyahoga County

**1,280,122**

Population  
(2010)

**61**

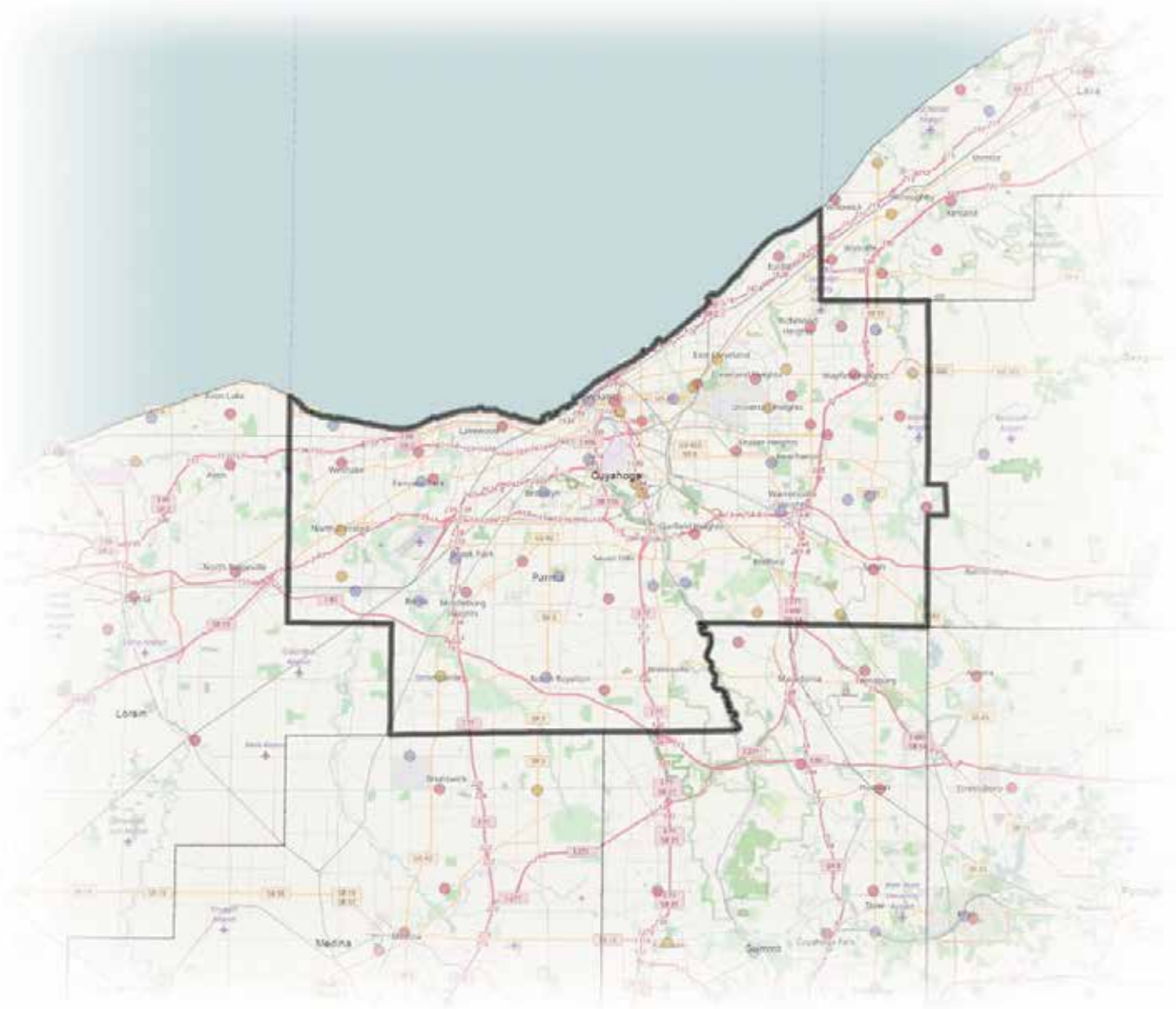
% Population Covered by  
Law Enforcement Agencies  
in any Phase of Certification

**69**

# Law Enforcement  
Agencies in County

**55**

# Law Enforcement  
Agencies in any  
Phase of Certification



80

% Law Enforcement  
Agencies in any  
Phase of Certification

5031

# Law Enforcement  
Officers  
in County

3241

# Officers in County in  
any Phase of Certification

64

% Officers in County in  
any Phase of Certification

| Agency   | Agency Size | In Process | Provisional | Final |
|--|-------------|------------|-------------|-------|
| Bay Village Police Department                                  | 51          | ✓          |             |       |
| Beachwood Police Department                                    | 56          |            |             | ✓     |
| Berea Police Department  | 38          | ✓          |             |       |
| Broadview Heights Police                                       | 30          |            |             | ✓     |
| Brook Park Police Department                                   | 47          | ✓          |             |       |
| Brooklyn Police Department                                     | 50          | ✓          |             |       |
| Case Western Reserve University Police Department              | 25          |            | ✓           |       |
| Chagrin Falls Police Department                                | 23          |            |             | ✓     |
| Cleveland Clinic Police Department                             | 142         | ✓          |             |       |
| Cleveland Heights Police Department                            | 109         |            |             | ✓     |
| Cleveland Metroparks Ranger Department                         | 90          |            |             | ✓     |
| Cleveland State University Police Department                   | 45          |            |             | ✓     |
| Cuyahoga Community College Campus Police and Security Services | 67          |            | ✓           |       |
| Cuyahoga County Sheriff's Office                               | 451         | ✓          |             |       |
| Cuyahoga Heights Police Department                             | 23          |            | ✓           |       |
| Cuyahoga Metro Housing Authority Police Department             | 107         |            |             | ✓     |
| East Cleveland Police Department                               | 64          |            | ✓           |       |
| Euclid Police Department                                       | 91          |            |             | ✓     |
| Fairview Park Police Department                                | 46          | ✓          |             |       |
| Garfield Heights Police Department                             | 72          |            |             | ✓     |
| Gates Mills Police Department                                  | 20          |            | ✓           |       |
| Glenwillow Police Department                                   | 19          |            | ✓           |       |
| Greater Cleveland Regional Transit Police                      | 142         | ✓          |             |       |
| Highland Heights Police Department                             | 34          |            |             | ✓     |
| Hunting Valley Police Department                               | 14          |            |             | ✓     |
| Independence Police Department                                 | 34          | ✓          |             |       |
| Lakewood Police Department                                     | 127         |            |             | ✓     |

Continued on page 55.

# Cuyahoga County

**1,280,122**

Population  
(2010)

**61**

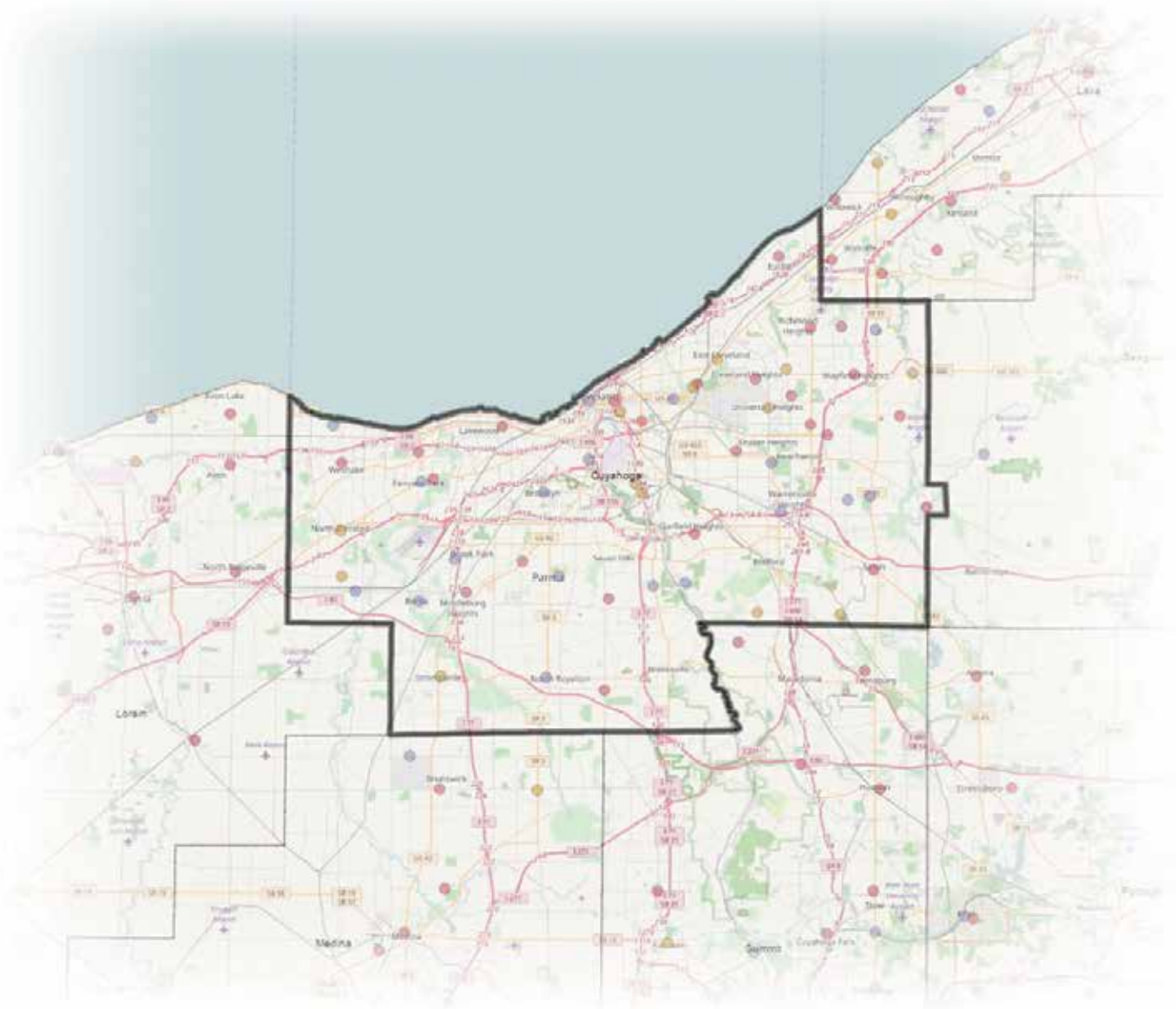
% Population Covered by  
Law Enforcement Agencies  
in any Phase of Certification

**69**

# Law Enforcement  
Agencies in County

**55**

# Law Enforcement  
Agencies in any  
Phase of Certification





80

% Law Enforcement  
Agencies in any  
Phase of Certification

5031

# Law Enforcement  
Officers  
in County

3241

# Officers in County in  
any Phase of Certification

64

% Officers in County in  
any Phase of Certification

Continued from page 53.

| Agency                               | Agency Size | In Process | Provisional | Final |
|--------------------------------------|-------------|------------|-------------|-------|
| Mayfield Heights Police Department   | 64          |            |             | ✓     |
| Mayfield Village Police Department   | 26          | ✓          |             |       |
| MetroHealth Police Department        | 48          | ✓          |             |       |
| Middleburg Heights Police Department | 31          |            |             | ✓     |
| Moreland Hills Police Department     | 17          | ✓          |             |       |
| Newburgh Heights Police Department   | 32          |            | ✓           |       |
| North Olmsted Police Department      | 61          |            | ✓           |       |
| North Randall Police Department      | 19          | ✓          |             |       |
| North Royalton Police Department     | 45          | ✓          |             |       |
| Notre Dame College Police Department | 24          |            |             | ✓     |
| Olmsted Falls Police Department      | 30          | ✓          |             |       |
| Olmsted Township Police Department   | 25          |            | ✓           |       |
| Orange Village Police Department     | 17          | ✓          |             |       |
| Parma Heights Police Department      | 57          |            |             | ✓     |
| Parma Police Department              | 134         | ✓          |             |       |
| Pepper Pike Police Department        | 17          |            |             | ✓     |
| Richmond Heights Police Department   | 22          |            |             | ✓     |
| Rocky River Police Department        | 41          |            |             | ✓     |
| Seven Hills Police Department        | 20          |            |             | ✓     |
| Shaker Heights Police Department     | 118         |            |             | ✓     |
| Solon Police Department              | 66          |            |             | ✓     |
| South Euclid Police Department       | 43          |            | ✓           |       |
| Strongsville Police Department       | 71          |            | ✓           |       |
| University Circle Police Department  | 32          |            |             | ✓     |
| University Heights Police Department | 29          |            | ✓           |       |
| Valley View Police Department        | 24          | ✓          |             |       |
| Walton Hills Police Department       | 27          |            | ✓           |       |
| Westlake Police Department           | 84          |            |             | ✓     |

# Darke County

52,959

Population  
(2010)

90

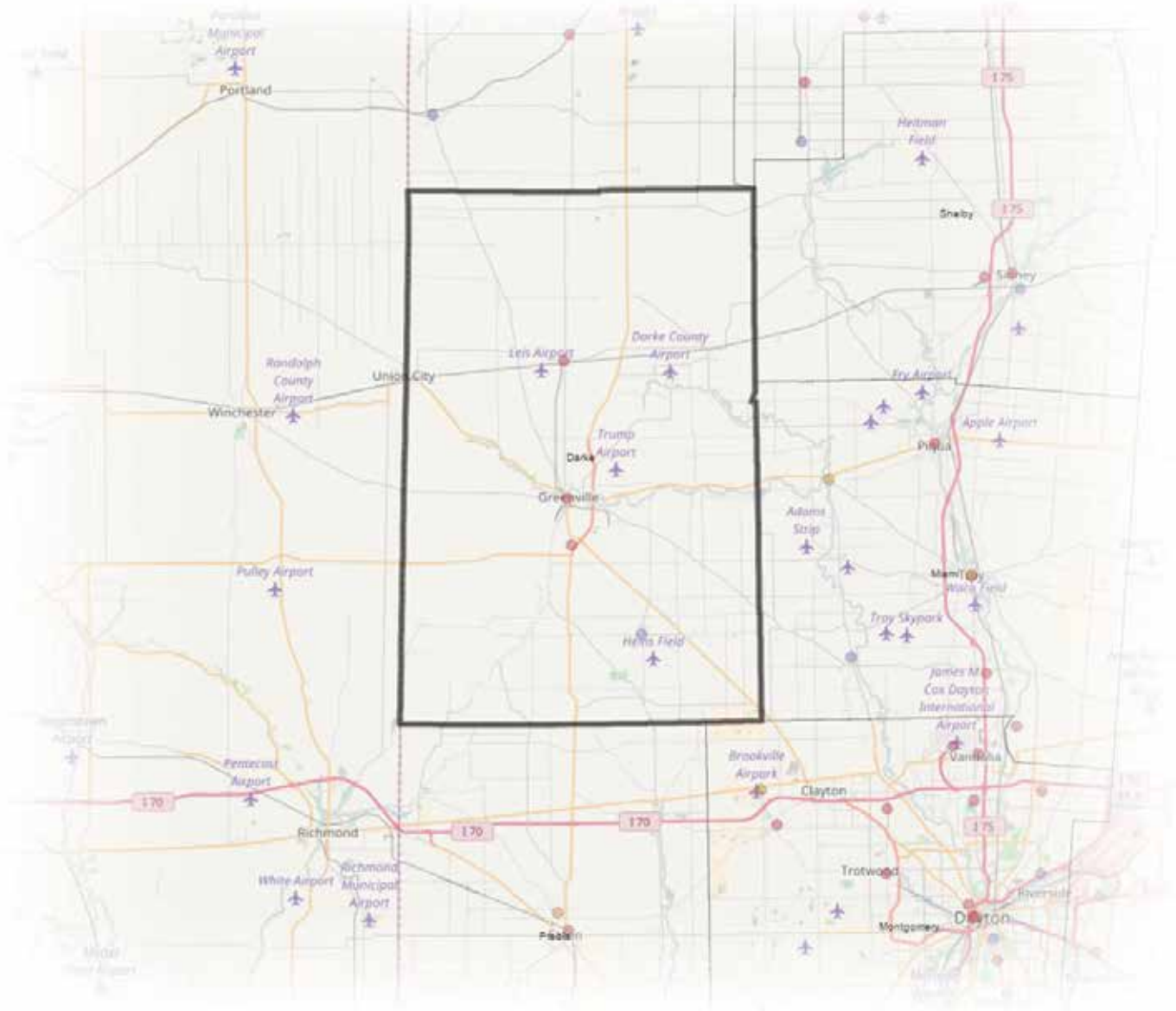
% Population Covered by  
Law Enforcement Agencies  
in any Phase of Certification

6

# Law Enforcement  
Agencies in County

4

# Law Enforcement  
Agencies in any  
Phase of Certification



67

% Law Enforcement  
Agencies in any  
Phase of Certification

104

# Law Enforcement  
Officers  
in County

86

# Officers in County in  
any Phase of Certification

83

% Officers in County in  
any Phase of Certification

| Agency                        | Agency Size | In Process | Provisional | Final |
|-------------------------------|-------------|------------|-------------|-------|
| Ansonia Police Department     | 2           |            |             | ✓     |
| Arcanum Police Department     | 13          | ✓          |             |       |
| Darke County Sheriff's Office | 49          |            |             | ✓     |
| Greenville Police Department  | 22          |            |             | ✓     |

# Defiance County

**39,037**

Population  
(2010)

**46**

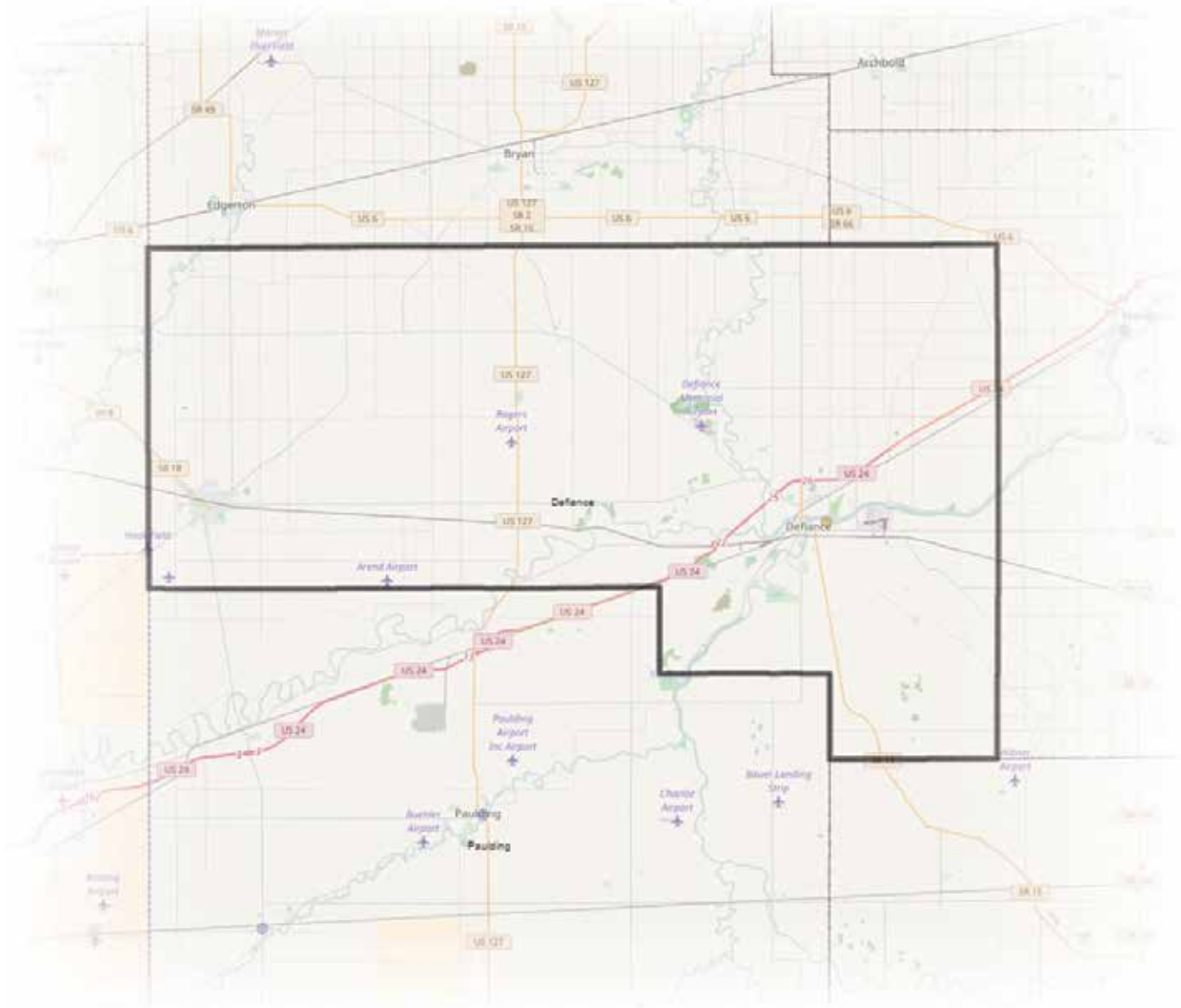
% Population Covered by  
Law Enforcement Agencies  
in any Phase of Certification

**3**

# Law Enforcement  
Agencies in County

**1**

# Law Enforcement  
Agencies in any  
Phase of Certification



33

% Law Enforcement  
Agencies in any  
Phase of Certification

91

# Law Enforcement  
Officers  
in County

41

# Officers in County in  
any Phase of Certification

45

% Officers in County in  
any Phase of Certification

| Agency                           | Agency Size | In Process | Provisional | Final |
|----------------------------------|-------------|------------|-------------|-------|
| Defiance County Sheriff's Office | 41          |            | ✓           |       |

# Delaware County

**174,214**

Population  
(2010)

**76**

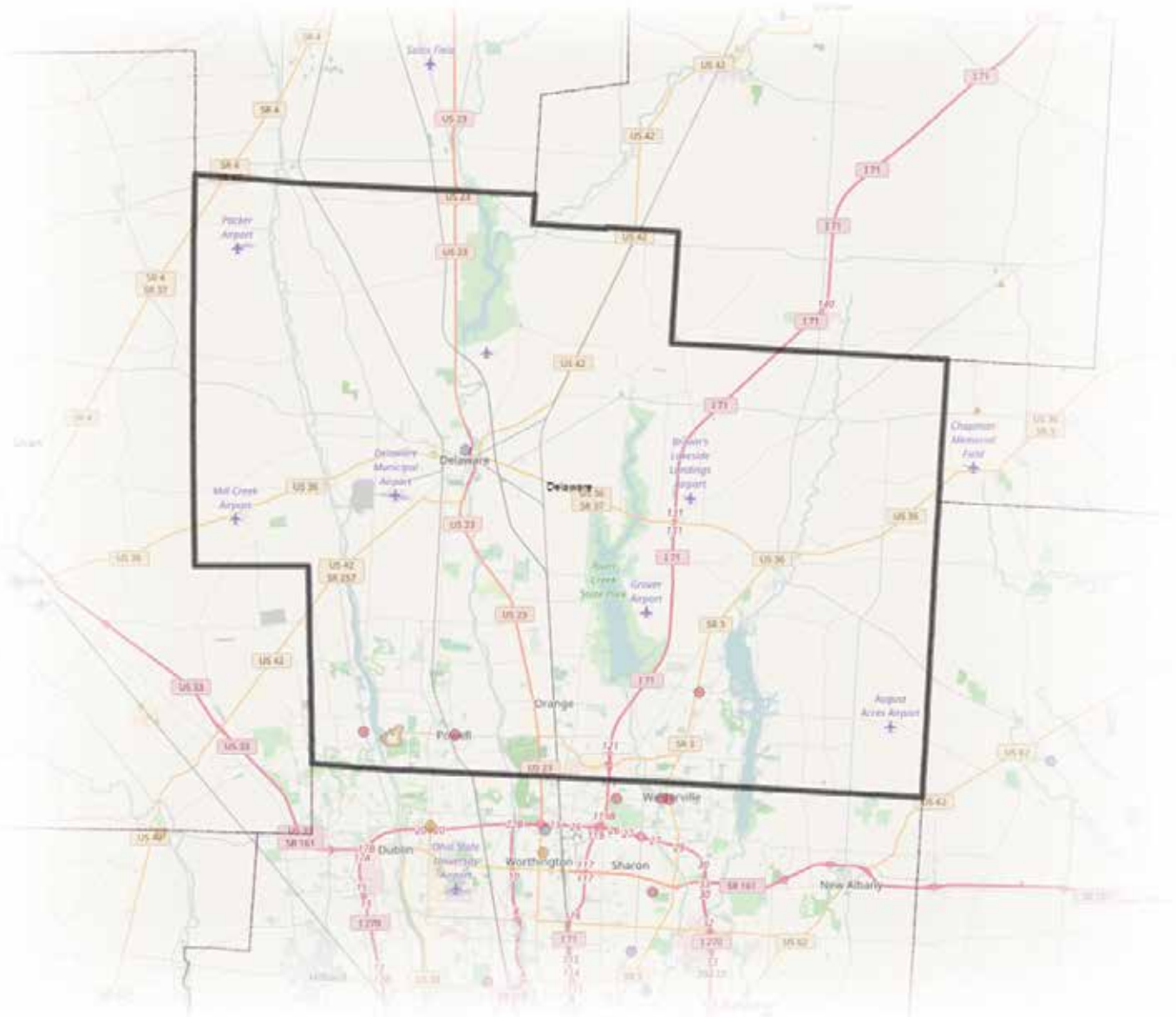
% Population Covered by  
Law Enforcement Agencies  
in any Phase of Certification

**8**

# Law Enforcement  
Agencies in County

**4**

# Law Enforcement  
Agencies in any  
Phase of Certification



50

% Law Enforcement  
Agencies in any  
Phase of Certification

256

# Law Enforcement  
Officers  
in County

167

# Officers in County in  
any Phase of Certification

65

% Officers in County in  
any Phase of Certification

| Agency                           | Agency Size | In Process | Provisional | Final |
|----------------------------------|-------------|------------|-------------|-------|
| Delaware County Sheriff's Office | 104         |            | ✓           |       |
| Genoa Township Police Department | 26          |            |             | ✓     |
| Powell Police Department         | 18          |            |             | ✓     |
| Shawnee Hills Police Department  | 19          |            |             | ✓     |



# Erie County

77,079

Population  
(2010)

90

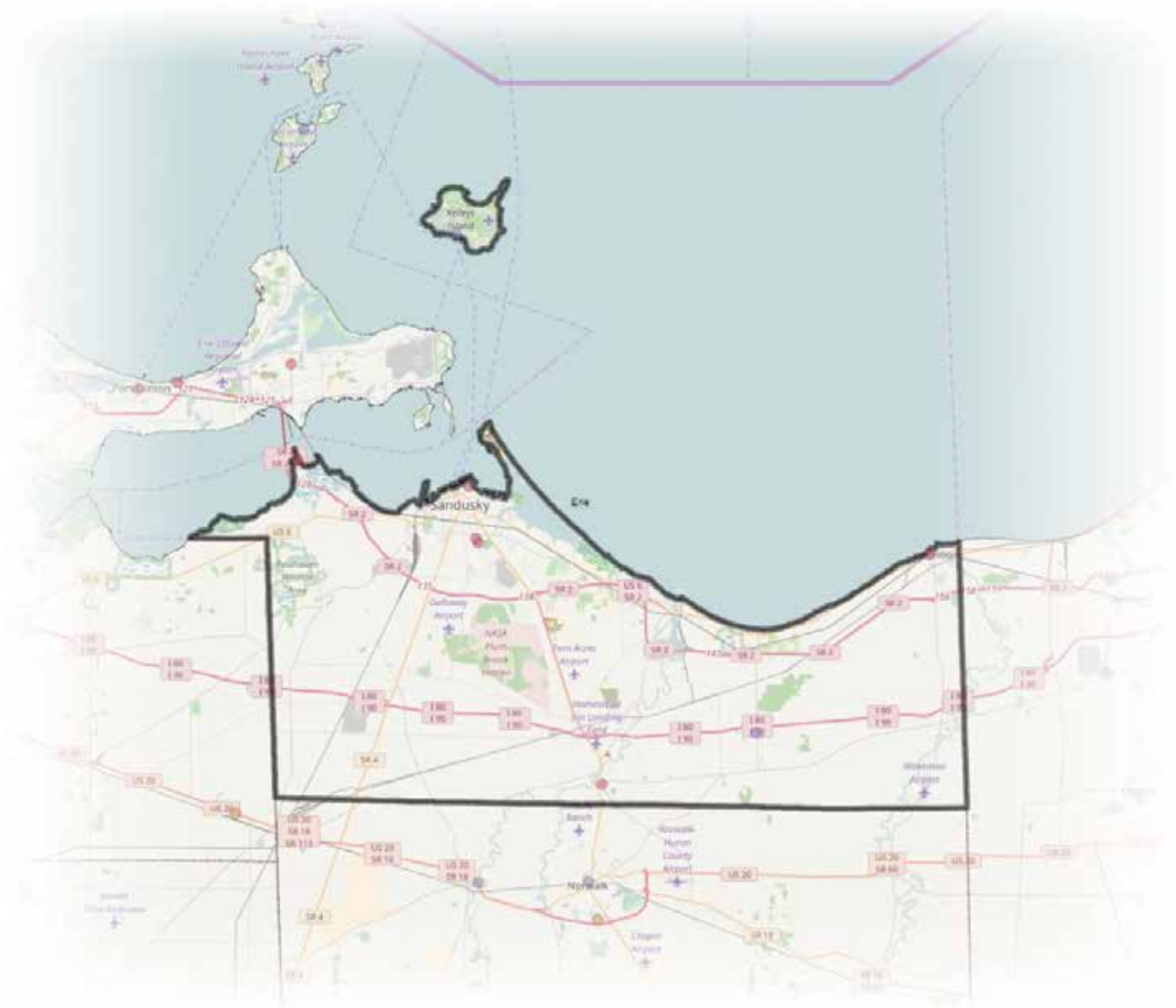
% Population Covered by  
Law Enforcement Agencies  
in any Phase of Certification

10

## # Law Enforcement Agencies in County

8

# Law Enforcement  
Agencies in any  
Phase of Certification



80

% Law Enforcement  
Agencies in any  
Phase of Certification

228

# Law Enforcement  
Officers  
in County

197

# Officers in County in  
any Phase of Certification

86

% Officers in County in  
any Phase of Certification

| Agency                             | Agency Size | In Process | Provisional | Final |
|------------------------------------|-------------|------------|-------------|-------|
| Bay View Police                    | 7           |            |             | ✓     |
| Berlin Heights Police Department   | 4           | ✓          |             |       |
| Erie County Sheriff's Office       | 48          |            |             | ✓     |
| Kelleys Island Police Department   | 15          | ✓          |             |       |
| Milan Police Department            | 14          |            |             | ✓     |
| Perkins Township Police Department | 30          |            |             | ✓     |
| Sandusky Police Department         | 54          |            |             | ✓     |
| Vermilion Police Department        | 25          |            |             | ✓     |

# Fairfield County

**146,156**

Population  
(2010)

**27**

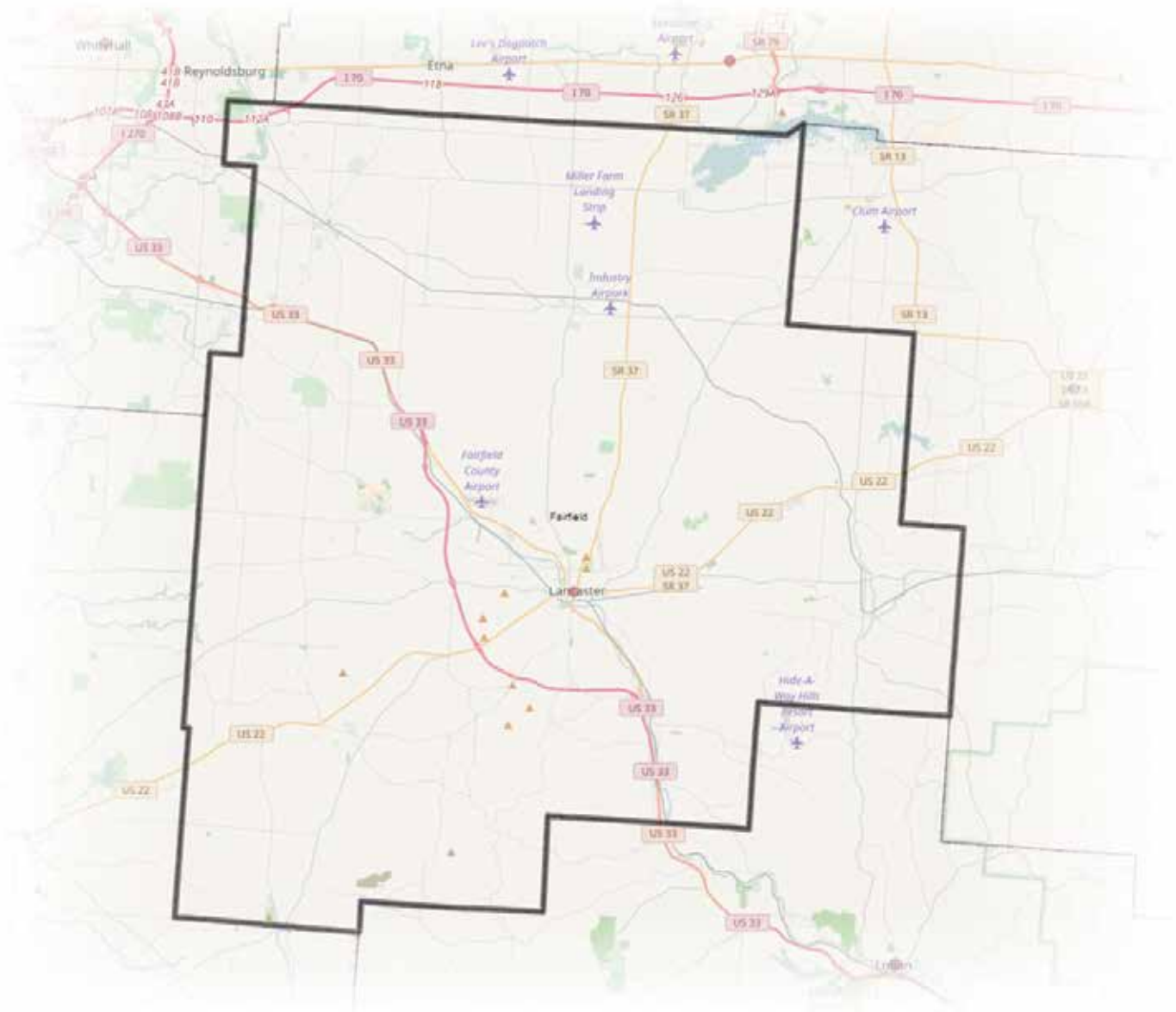
% Population Covered by  
Law Enforcement Agencies  
in any Phase of Certification

**8**

# Law Enforcement  
Agencies in County

**1**

# Law Enforcement  
Agencies in any  
Phase of Certification



13

% Law Enforcement  
Agencies in any  
Phase of Certification

307

# Law Enforcement  
Officers  
in County

71

# Officers in County in  
any Phase of Certification

23

% Officers in County in  
any Phase of Certification

| Agency                      | Agency Size | In Process | Provisional | Final |
|-----------------------------|-------------|------------|-------------|-------|
| Lancaster Police Department | 71          |            |             | ✓     |

# Fayette County

**29,030**

Population  
(2010)

**51**

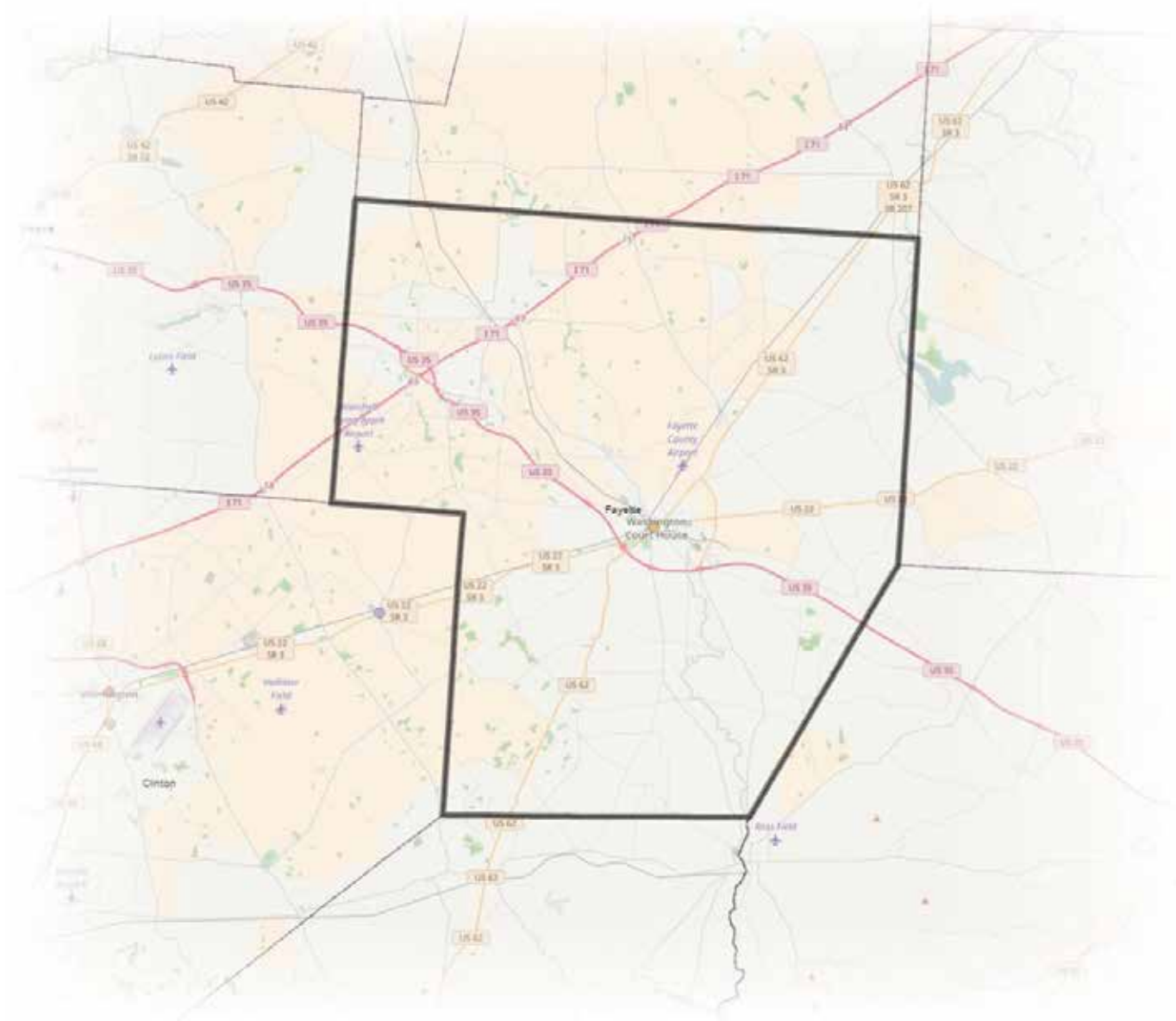
% Population Covered by  
Law Enforcement Agencies  
in any Phase of Certification

**2**

# Law Enforcement  
Agencies in County

**1**

# Law Enforcement  
Agencies in any  
Phase of Certification



50

% Law Enforcement  
Agencies in any  
Phase of Certification

69

# Law Enforcement  
Officers  
in County

48

# Officers in County in  
any Phase of Certification

70

% Officers in County in  
any Phase of Certification

| Agency                          | Agency Size | In Process | Provisional | Final |
|---------------------------------|-------------|------------|-------------|-------|
| Fayette County Sheriff's Office | 48          |            | ✓           |       |

# Franklin County

**1,163,414**

Population  
(2010)

**85**

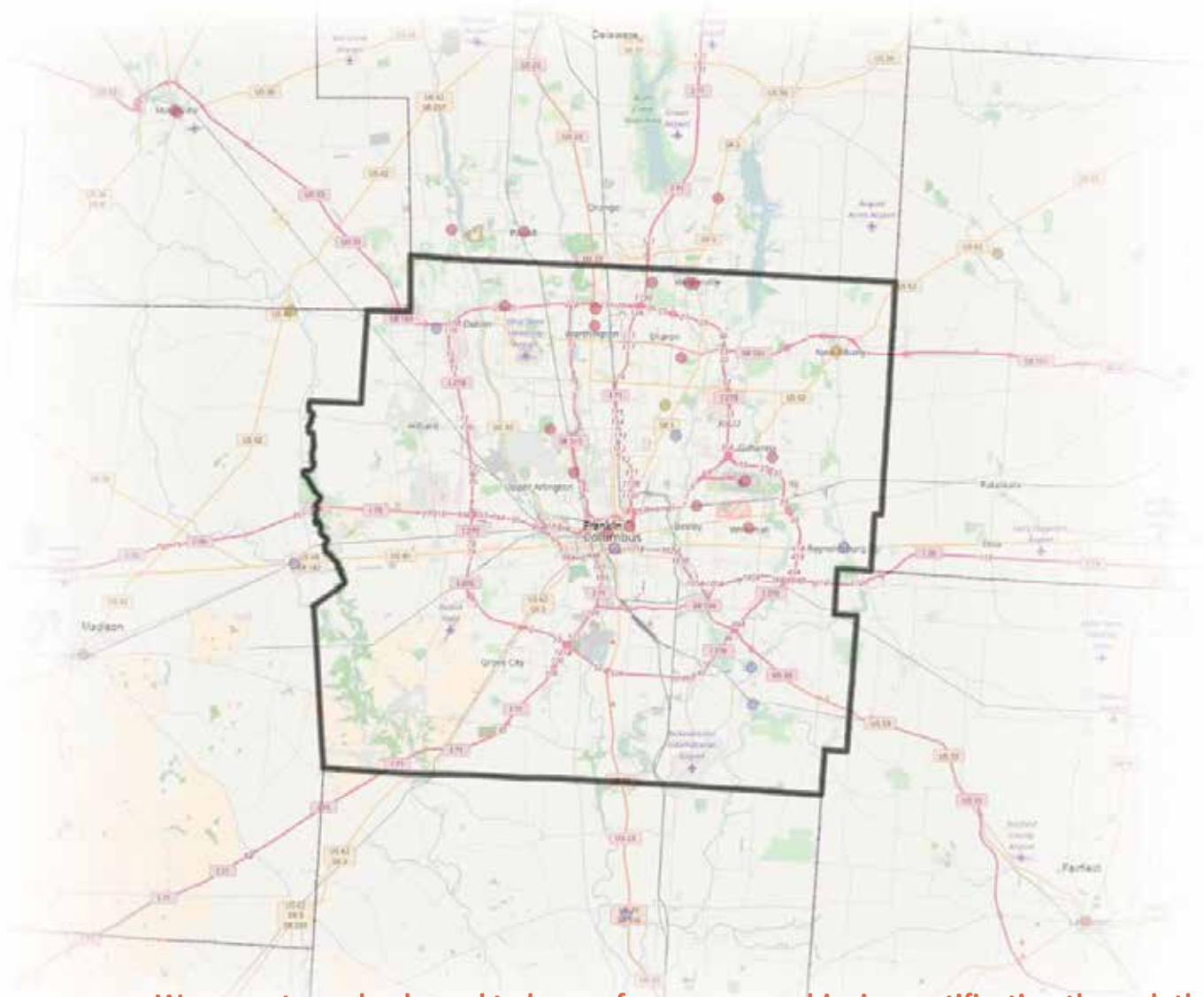
% Population Covered by  
Law Enforcement Agencies  
in any Phase of Certification

**32**

# Law Enforcement  
Agencies in County

**23**

# Law Enforcement  
Agencies in any  
Phase of Certification



We are extremely pleased to learn of our agency achieving certification through the Ohio Collaborative. This initiative is but one example of Gahanna's efforts to engage our community, be transparent in our operations, enact sound procedures and train our officers in common sense policies all with the ultimate goal of ensuring we are delivering superior law enforcement services to our community and our partners in central Ohio.

- Gahanna Police Chief Dennis Murphy



72

% Law Enforcement  
Agencies in any  
Phase of Certification

3544

# Law Enforcement  
Officers  
in County

3335

# Officers in County in  
any Phase of Certification

94

% Officers in County in  
any Phase of Certification

| Agency   | Agency Size | In Process | Provisional | Final |
|--|-------------|------------|-------------|-------|
| Bexley Police Department                           | 34          |            |             | ✓     |
| Clinton Township Division of Police                | 17          |            | ✓           |       |
| Columbus Airport Police                            | 42          |            |             | ✓     |
| Columbus and Franklin Cty Metro Parks              | 52          |            |             | ✓     |
| Columbus Division of Police                        | 1,846       |            |             | ✓     |
| Columbus State Community College Police Department | 22          |            |             | ✓     |
| Dublin Police Department                           | 70          | ✓          |             |       |
| Franklin County Sheriff's Office                   | 500         | ✓          |             |       |
| Gahanna Division of Police                         | 63          |            |             | ✓     |
| Groveport Police Department                        | 27          | ✓          |             |       |
| Madison Township Police Department                 | 24          | ✓          |             |       |
| Mifflin Township Police Department                 | 9           | ✓          |             |       |
| Minerva Park Police Department                     | 10          |            |             | ✓     |
| New Albany Police department                       | 21          |            | ✓           |       |
| Otterbein Police Department                        | 10          |            |             | ✓     |
| Perry Township Police Department                   | 19          |            |             | ✓     |
| Reynoldsburg Police Department                     | 71          | ✓          |             |       |
| Sharon Township Police Department                  | 14          |            |             | ✓     |
| The Ohio State University Police Division          | 59          |            |             | ✓     |
| Upper Arlington Division of Police                 | 61          |            |             | ✓     |
| Westerville Division of Police                     | 235         |            |             | ✓     |
| Whitehall Division of Police                       | 92          |            |             | ✓     |
| Worthington Police Department                      | 37          |            |             | ✓     |

# Fulton County

42,698

Population  
(2010)

73

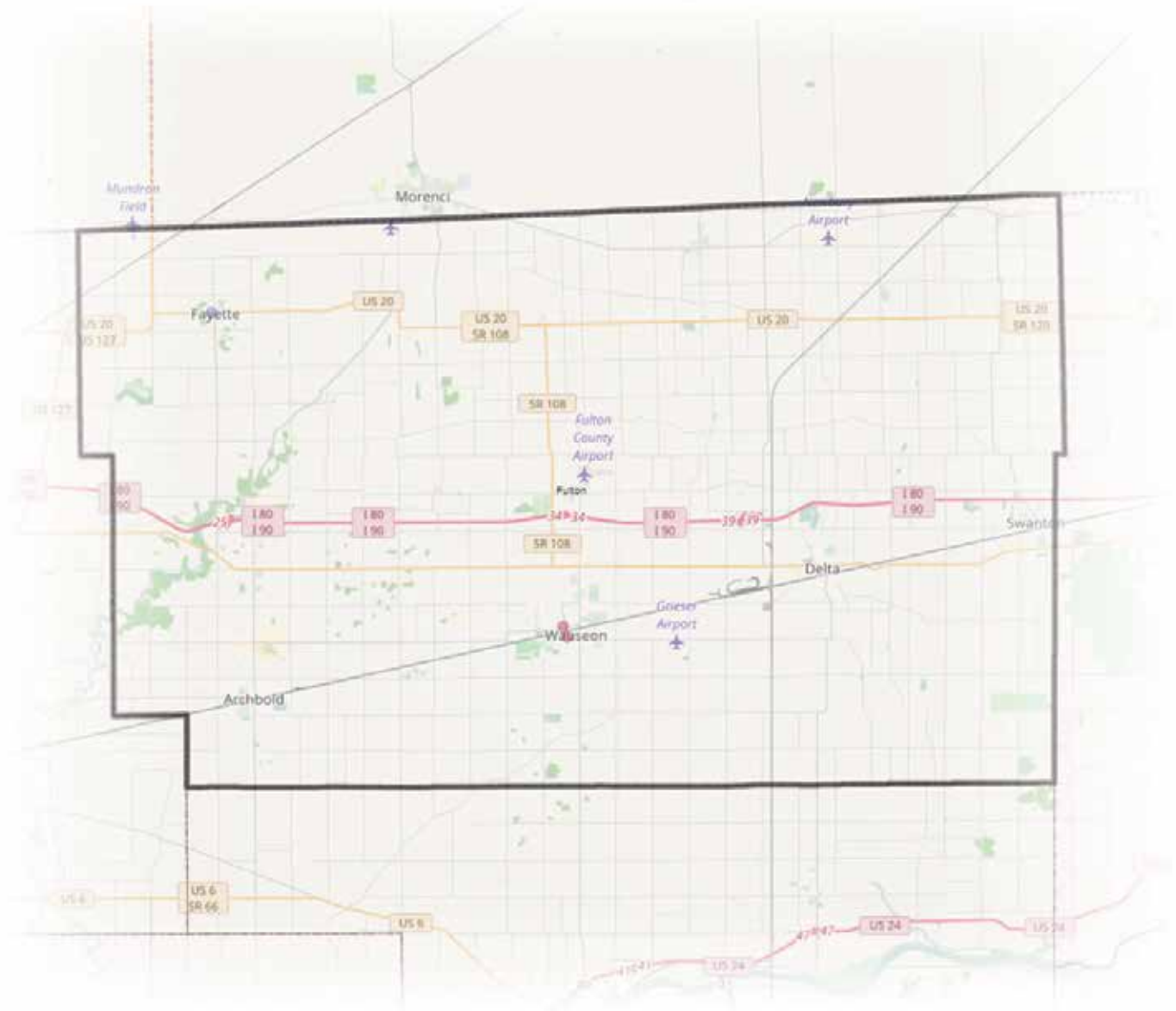
% Population Covered by  
Law Enforcement Agencies  
in any Phase of Certification

6

# Law Enforcement  
Agencies in County

3

# Law Enforcement  
Agencies in any  
Phase of Certification



50

% Law Enforcement  
Agencies in any  
Phase of Certification

94

# Law Enforcement  
Officers  
in County

61

# Officers in County in  
any Phase of Certification

65

% Officers in County in  
any Phase of Certification

| Agency                         | Agency Size | In Process | Provisional | Final |
|--------------------------------|-------------|------------|-------------|-------|
| Fayette Police Department      | 7           | ✓          |             |       |
| Fulton County Sheriff's Office | 26          |            |             | ✓     |
| Wauseon Police Department      | 28          |            |             | ✓     |

# Gallia County

30,934

Population  
(2010)

88

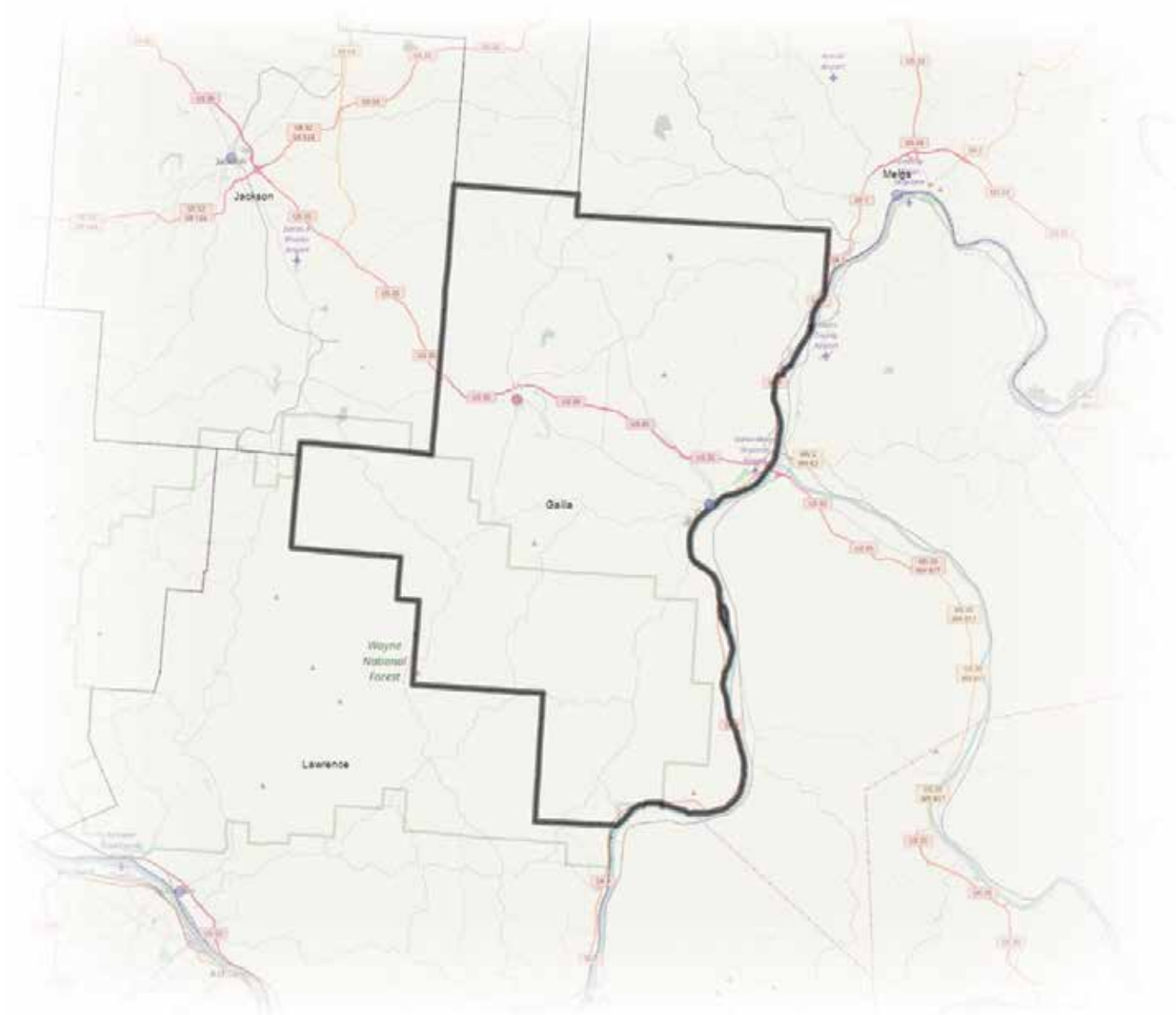
% Population Covered by  
Law Enforcement Agencies  
in any Phase of Certification

4

# Law Enforcement  
Agencies in County

3

# Law Enforcement  
Agencies in any  
Phase of Certification



75

% Law Enforcement  
Agencies in any  
Phase of Certification

183

# Law Enforcement  
Officers  
in County

141

# Officers in County in  
any Phase of Certification

77

% Officers in County in  
any Phase of Certification

| Agency                                 | Agency Size | In Process | Provisional | Final |
|--|-------------|------------|-------------|-------|
| Gallia County Sheriff's Office         | 100         | ✓          |             |       |
| Gallipolis Police Department           | 25          | ✓          |             |       |
| University of Rio Grande Campus Police | 16          |            |             | ✓     |

# Geauga County

93,389

Population  
(2010)

58

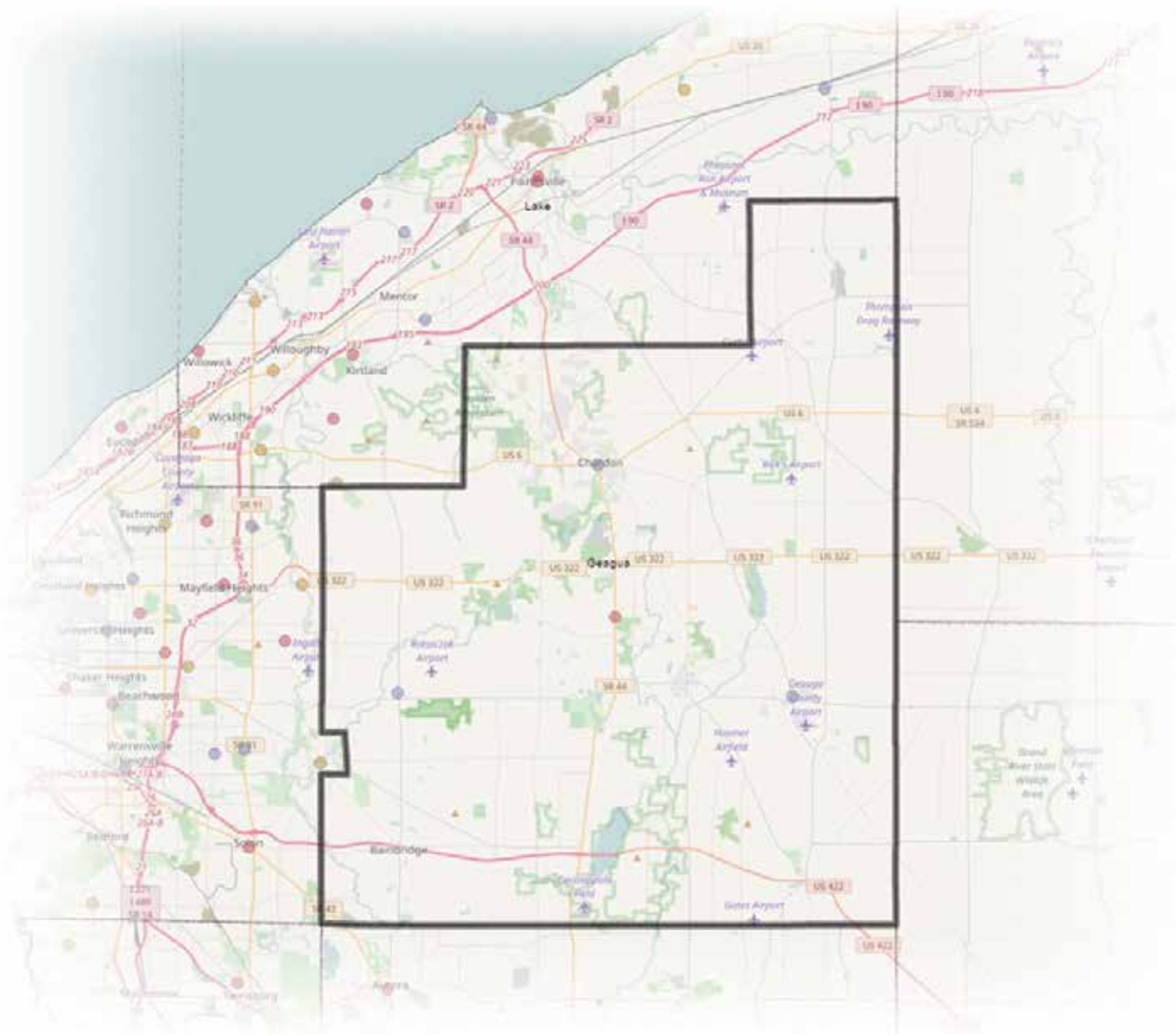
% Population Covered by  
Law Enforcement Agencies  
in any Phase of Certification

9

# Law Enforcement  
Agencies in County

4

# Law Enforcement  
Agencies in any  
Phase of Certification



44

% Law Enforcement  
Agencies in any  
Phase of Certification

172

# Law Enforcement  
Officers  
in County

101

# Officers in County in  
any Phase of Certification

59

% Officers in County in  
any Phase of Certification

| Agency                             | Agency Size | In Process | Provisional | Final |
|------------------------------------|-------------|------------|-------------|-------|
| Chardon Police Department          | 20          | ✓          |             |       |
| Geauga County Sheriff's Office     | 60          |            |             | ✓     |
| Middlefield Police Department      | 10          | ✓          |             |       |
| Russell Township Police Department | 11          | ✓          |             |       |



# Greene County

**161,573**

Population  
(2010)

**91**

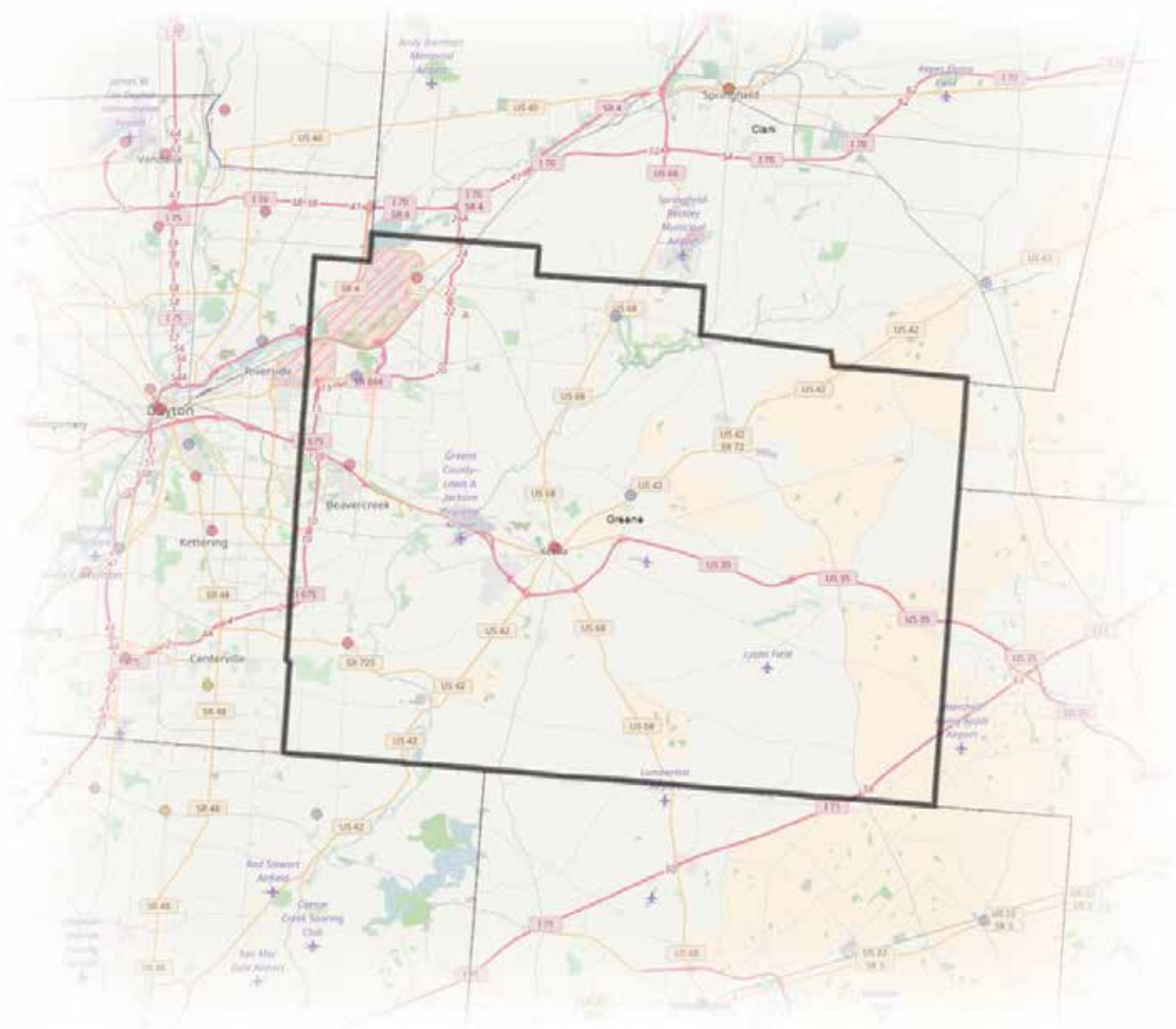
% Population Covered by  
Law Enforcement Agencies  
in any Phase of Certification

**12**

# Law Enforcement  
Agencies in County

**8**

# Law Enforcement  
Agencies in any  
Phase of Certification



67

% Law Enforcement  
Agencies in any  
Phase of Certification

400

# Law Enforcement  
Officers  
in County

331

# Officers in County in  
any Phase of Certification

83

% Officers in County in  
any Phase of Certification

| Agency                                    | Agency Size | In Process | Provisional | Final |
|---|-------------|------------|-------------|-------|
| Beavercreek Police Department             | 95          |            |             | ✓     |
| Bellbrook Police Department               | 14          |            |             | ✓     |
| Central State University                  | 12          | ✓          |             |       |
| Fairborn Police Department                | 47          |            |             | ✓     |
| Greene County Sheriff's Office            | 88          |            |             | ✓     |
| Wright State University Police Department | 18          | ✓          |             |       |
| Xenia Police Division                     | 45          |            |             | ✓     |
| Yellow Springs Police Department          | 12          | ✓          |             |       |

# Guernsey County

40,087

Population  
(2010)

99

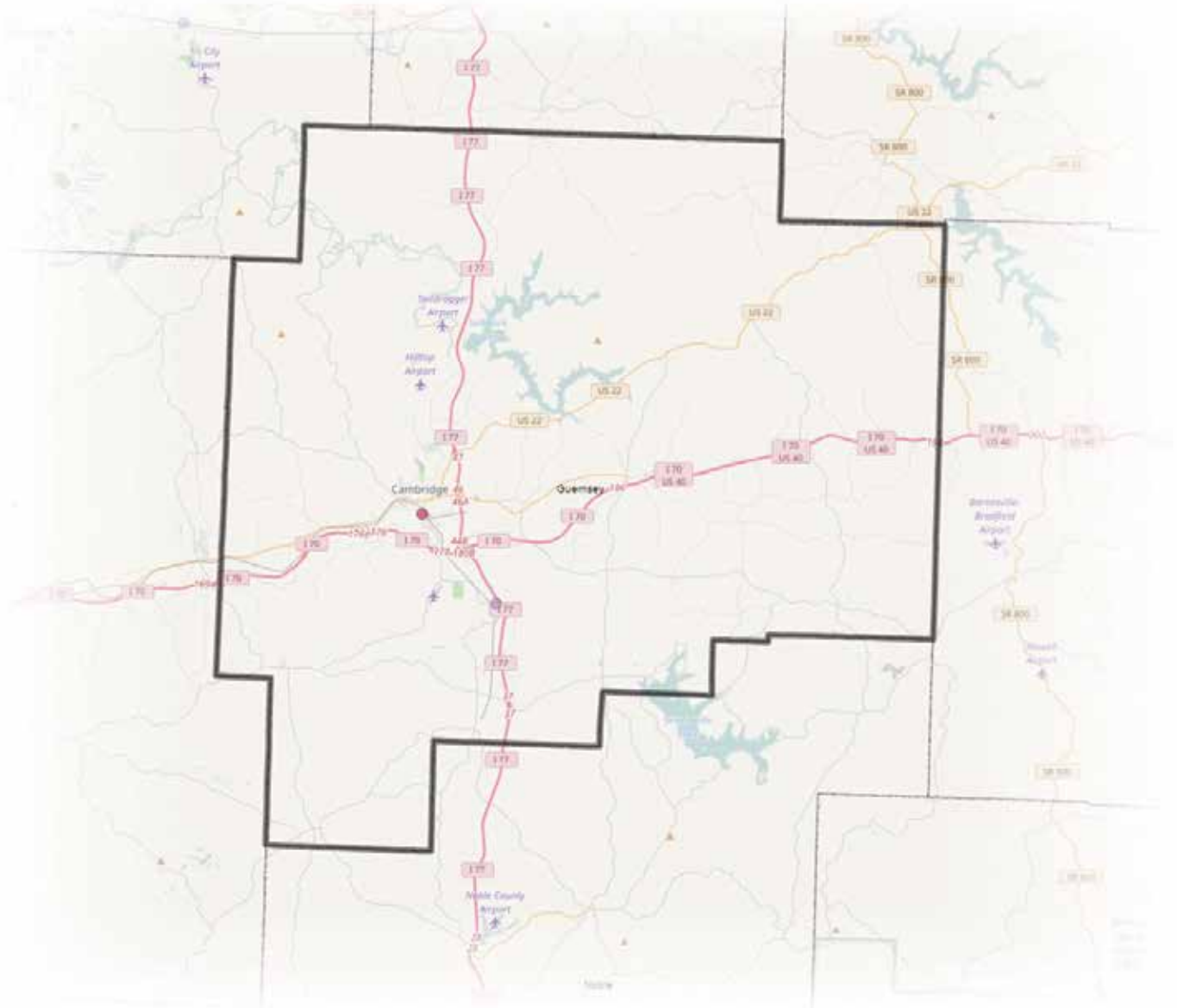
% Population Covered by  
Law Enforcement Agencies  
in any Phase of Certification

4

## # Law Enforcement Agencies in County

3

## # Law Enforcement Agencies in any Phase of Certification



75

% Law Enforcement  
Agencies in any  
Phase of Certification

86

# Law Enforcement  
Officers  
in County

82

# Officers in County in  
any Phase of Certification

95

% Officers in County in  
any Phase of Certification

| Agency                           | Agency Size | In Process | Provisional | Final |
|----------------------------------|-------------|------------|-------------|-------|
| Byesville Police Department      | 7           | ✓          |             |       |
| Cambridge Police Department      | 23          |            |             | ✓     |
| Guernsey County Sheriff's Office | 52          |            |             | ✓     |

**If Law Enforcement is serious about the people we're serving  
and our professional image, this program is a no brainer and  
should be second nature for all LE agencies.**

*- Lt. Curtis Braniger, Guernsey County Sheriff's Office*

# Hamilton County

802,374

Population  
(2010)

95

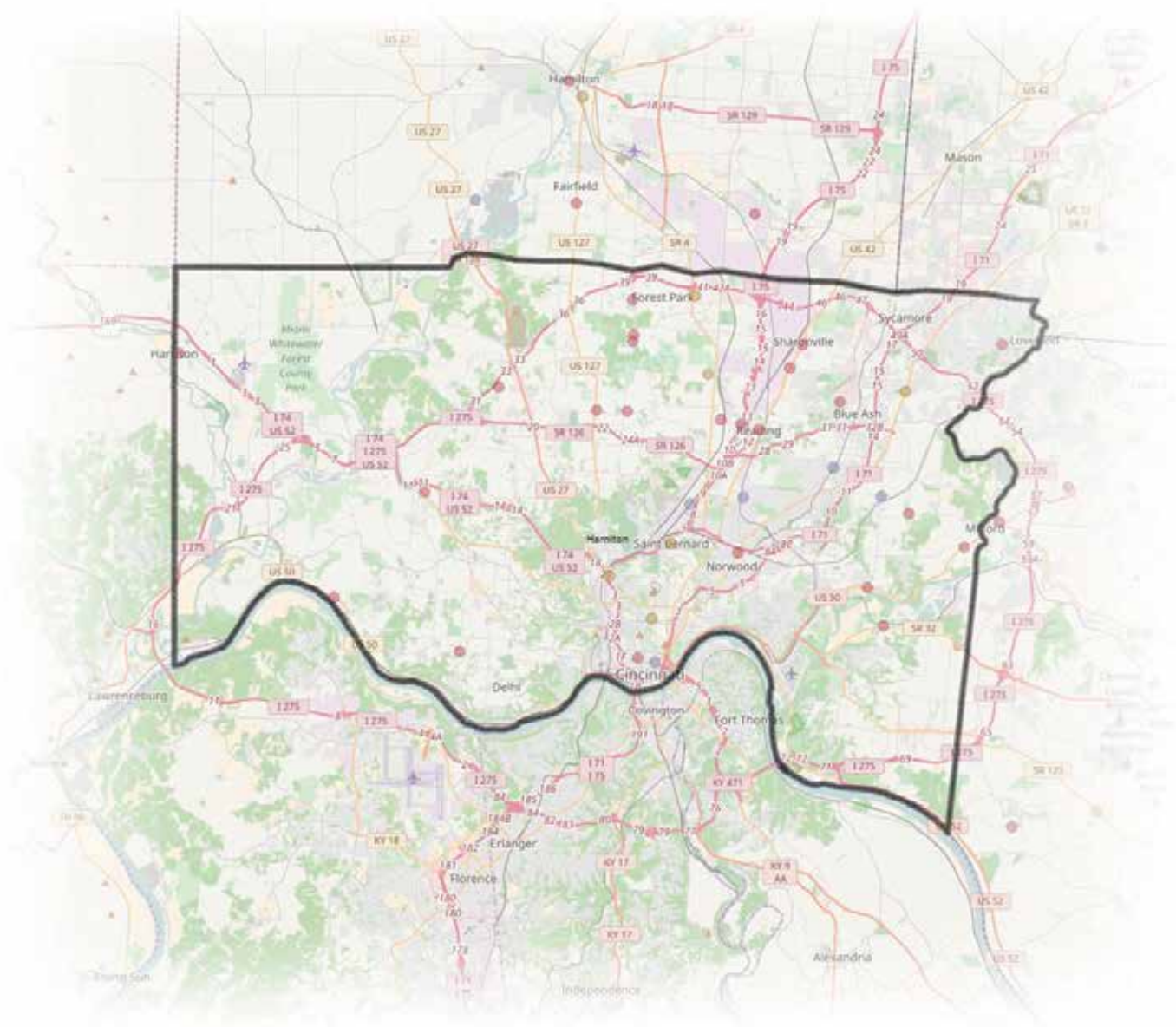
% Population Covered by  
Law Enforcement Agencies  
in any Phase of Certification

40

## # Law Enforcement Agencies in County

34

## # Law Enforcement Agencies in any Phase of Certification



85

% Law Enforcement  
Agencies in any  
Phase of Certification

2647

# Law Enforcement  
Officers  
in County

2545

# Officers in County in  
any Phase of Certification

96

% Officers in County in  
any Phase of Certification

| Agency   | Agency Size | In Process | Provisional | Final |
|--|-------------|------------|-------------|-------|
| Addyston Police Department                       | 7           |            |             | ✓     |
| Blue Ash Police Department                       | 35          |            |             | ✓     |
| Cincinnati Police Department                     | 1,022       |            |             | ✓     |
| Cincinnati State Technical and Community College | 24          |            | ✓           |       |
| Colerain Police Department                       | 55          |            |             | ✓     |
| Deer Park Police Department                      | 13          | ✓          |             |       |
| Delhi Township Police Department                 | 30          |            |             | ✓     |
| Elmwood Place Police Department                  | 12          | ✓          |             |       |
| Evendale Police Department                       | 19          |            |             | ✓     |
| Forest Park Police Division                      | 36          |            |             | ✓     |
| Golf Manor Police Department                     | 12          | ✓          |             |       |
| Great Parks of Hamilton County Ranger Department | 45          |            |             | ✓     |
| Green Township Police Department                 | 39          |            |             | ✓     |
| Greenhills Police Department                     | 11          |            |             | ✓     |
| Hamilton County Sheriff's Office                 | 658         | ✓          |             |       |

Continued on page 83.

**For us to be successful the community has to trust us. They need to have faith that we're legitimate and we're doing the right thing. Any chance we have to be transparent, show them our operations and meet the standards that the experts tell us we need to be meeting, I think it strengthens that bond with the community.**

- Colerain Township Police Department Chief Mark Denney



# Hamilton County

802,374

Population  
(2010)

95

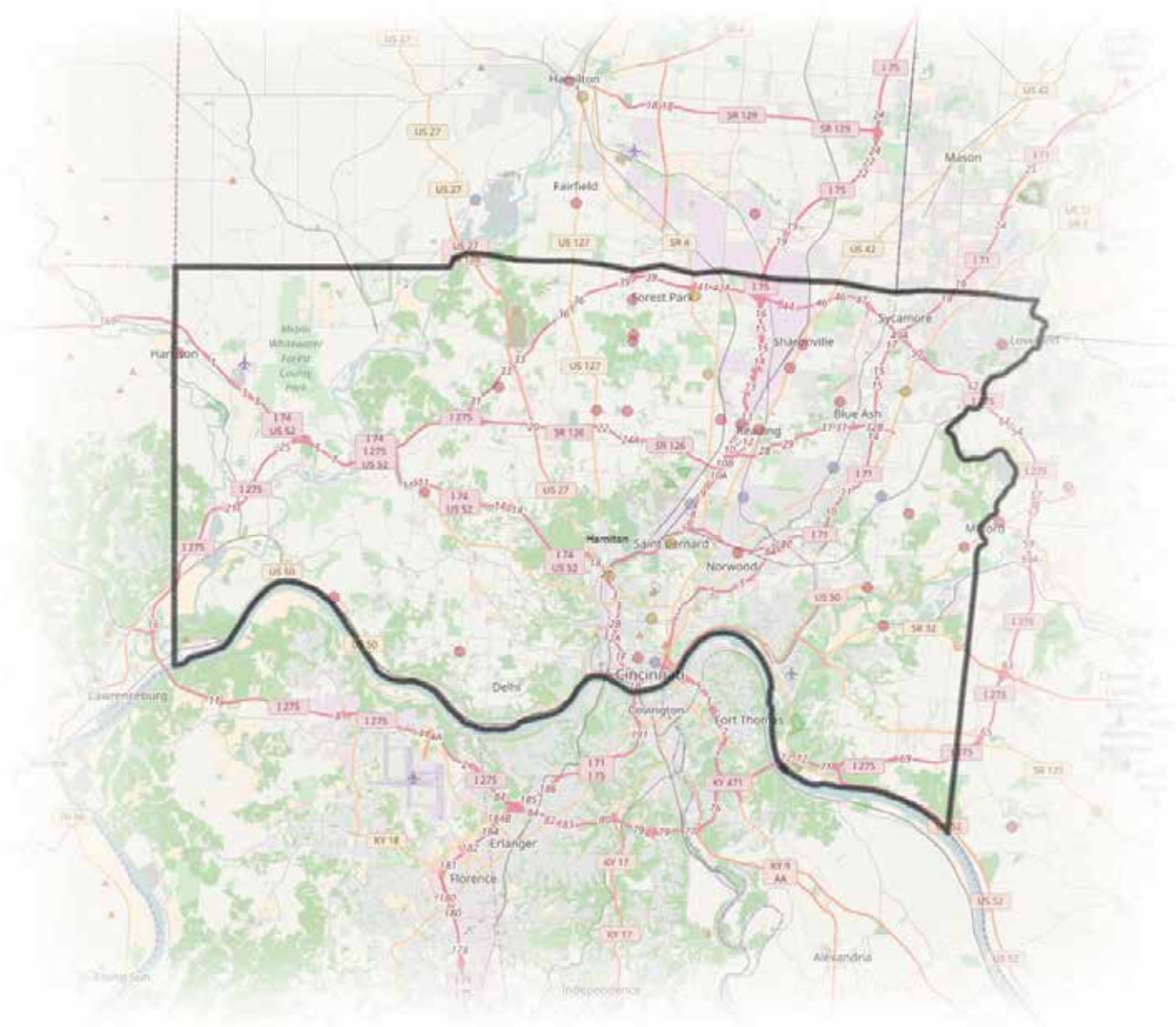
% Population Covered by  
Law Enforcement Agencies  
in any Phase of Certification

40

## # Law Enforcement Agencies in County

34

## # Law Enforcement Agencies in any Phase of Certification





85

% Law Enforcement  
Agencies in any  
Phase of Certification

2647

# Law Enforcement  
Officers  
in County

2545

# Officers in County in  
any Phase of Certification

96

% Officers in County in  
any Phase of Certification

*Continued from page 81.*

| Agency   | Agency Size | In Process | Provisional | Final |
|--|-------------|------------|-------------|-------|
| Harrison Police Department                           | 20          |            |             | ✓     |
| Indian Hill Rangers                                  | 20          |            |             | ✓     |
| Lockland Police Department                           | 16          |            |             | ✓     |
| Loveland Police Department                           | 22          |            |             | ✓     |
| Madeira Police Department                            | 27          | ✓          |             |       |
| Mariemont Police Department                          | 18          |            |             | ✓     |
| Montgomery Police Department                         | 22          |            | ✓           |       |
| Mt. Healthy Police Department                        | 15          |            |             | ✓     |
| Newtown Police Department                            | 16          |            |             | ✓     |
| Norwood Police Department                            | 53          |            |             | ✓     |
| Reading Police Department                            | 22          |            |             | ✓     |
| Sharonville Police Department                        | 40          |            |             | ✓     |
| Springdale Police Department                         | 37          |            | ✓           |       |
| Springfield Township Police Department               | 54          |            |             | ✓     |
| St. Bernard Ohio Police Department                   | 17          |            | ✓           |       |
| Terrace Park Police Department                       | 10          |            |             | ✓     |
| University of Cincinnati Department of Public Safety | 80          |            | ✓           |       |
| Woodlawn Police Division                             | 20          |            | ✓           |       |
| Wyoming Police Department                            | 18          |            |             | ✓     |

# Hancock County

**74,782**

Population  
(2010)

**98**

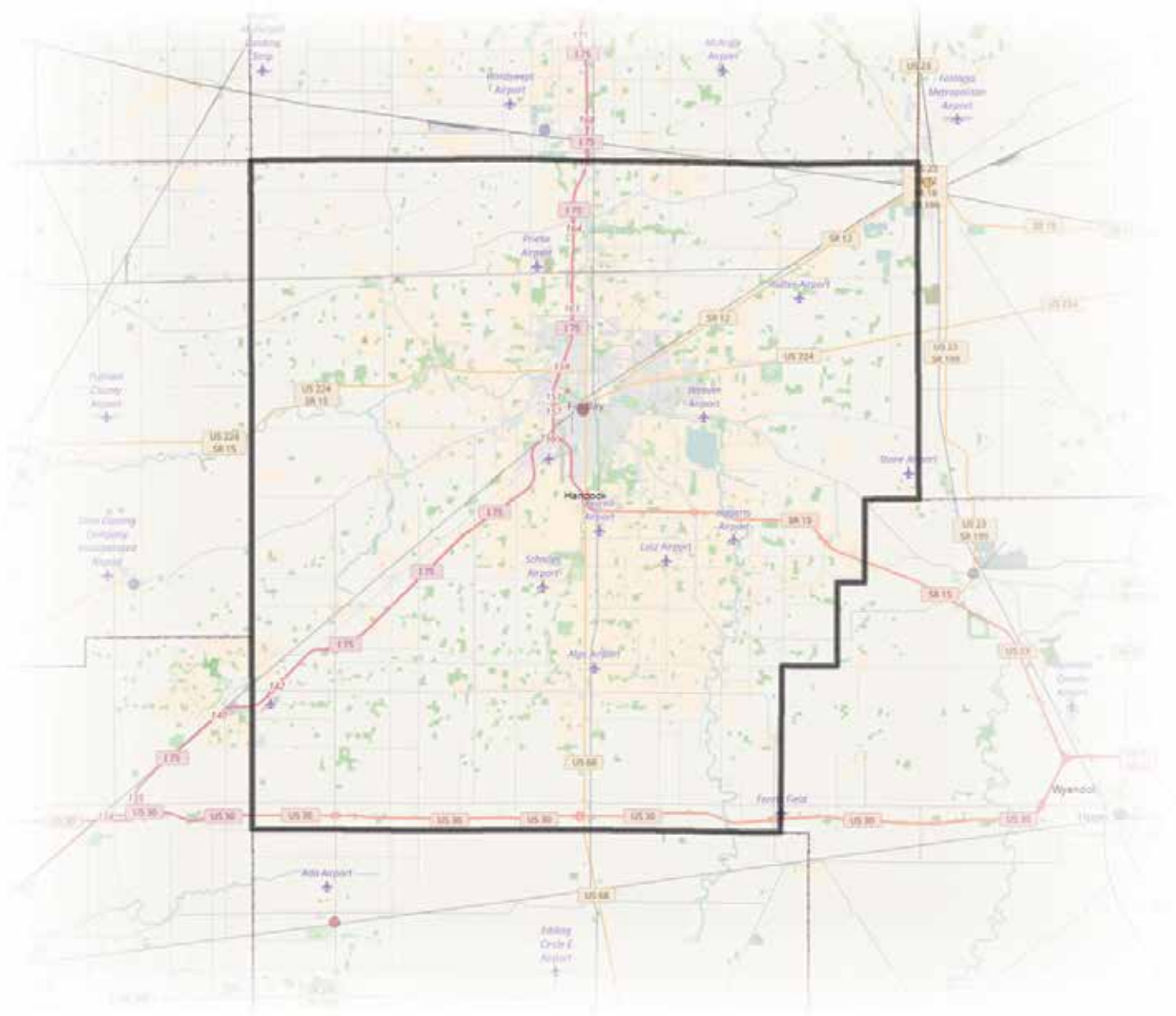
% Population Covered by  
Law Enforcement Agencies  
in any Phase of Certification

**3**

# Law Enforcement  
Agencies in County

**2**

# Law Enforcement  
Agencies in any  
Phase of Certification



67

% Law Enforcement  
Agencies in any  
Phase of Certification

132

# Law Enforcement  
Officers  
in County

128

# Officers in County in  
any Phase of Certification

97

% Officers in County in  
any Phase of Certification

| Agency                          | Agency Size | In Process | Provisional | Final |
|---------------------------------|-------------|------------|-------------|-------|
| Findlay Police Department       | 67          |            |             | ✓     |
| Hancock County Sheriff's Office | 61          | ✓          |             |       |

# Hardin County

**32,058**

Population  
(2010)

**64**

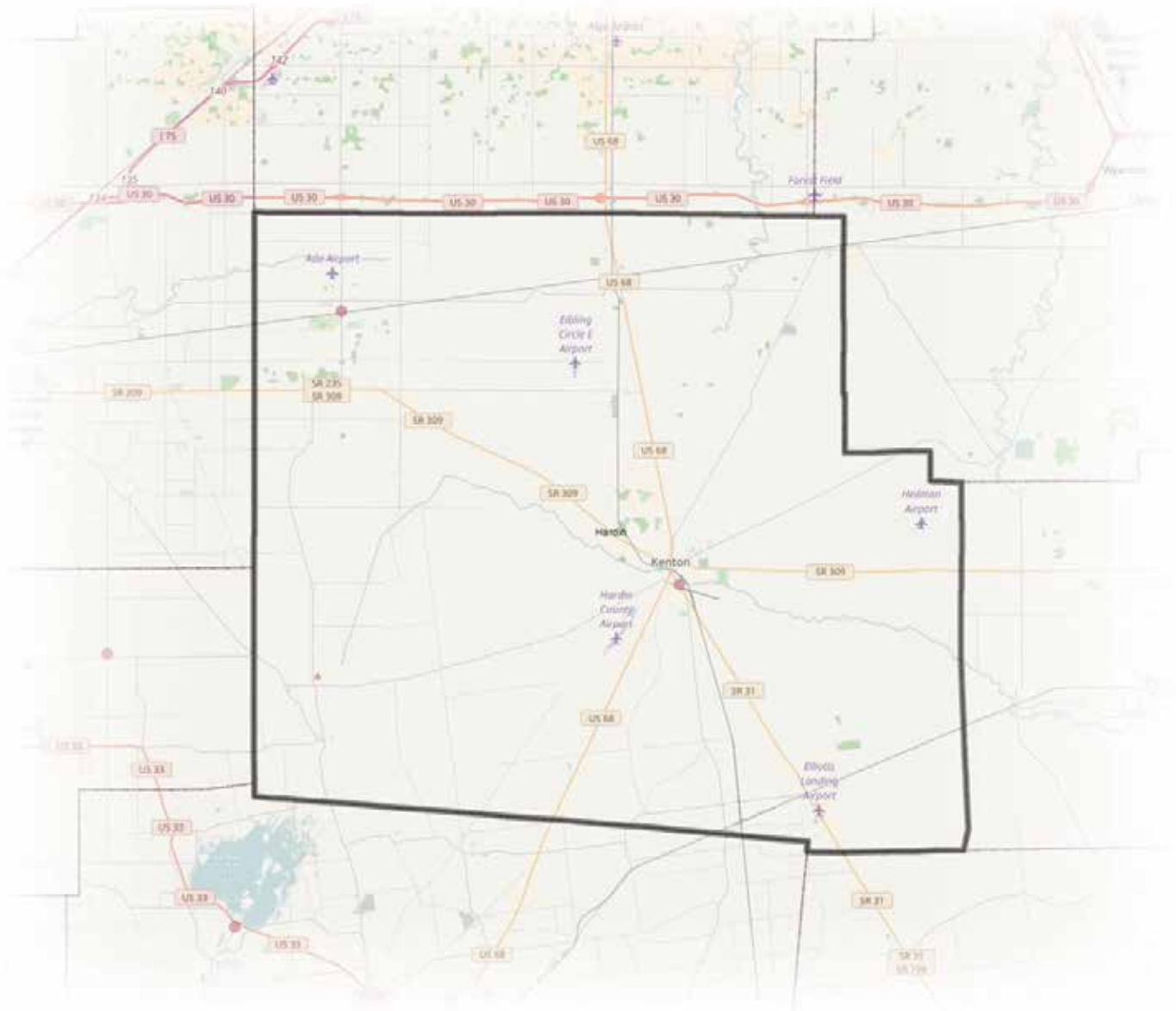
% Population Covered by  
Law Enforcement Agencies  
in any Phase of Certification

**4**

# Law Enforcement  
Agencies in County

**2**

# Law Enforcement  
Agencies in any  
Phase of Certification



50

% Law Enforcement  
Agencies in any  
Phase of Certification

93

# Law Enforcement  
Officers  
in County

67

# Officers in County in  
any Phase of Certification

72

% Officers in County in  
any Phase of Certification

| Agency                         | Agency Size | In Process | Provisional | Final |
|--------------------------------|-------------|------------|-------------|-------|
| Ada Police Department          | 11          |            |             | ✓     |
| Hardin County Sheriff's Office | 56          |            |             | ✓     |

# Harrison County

15,864

Population  
(2010)

66

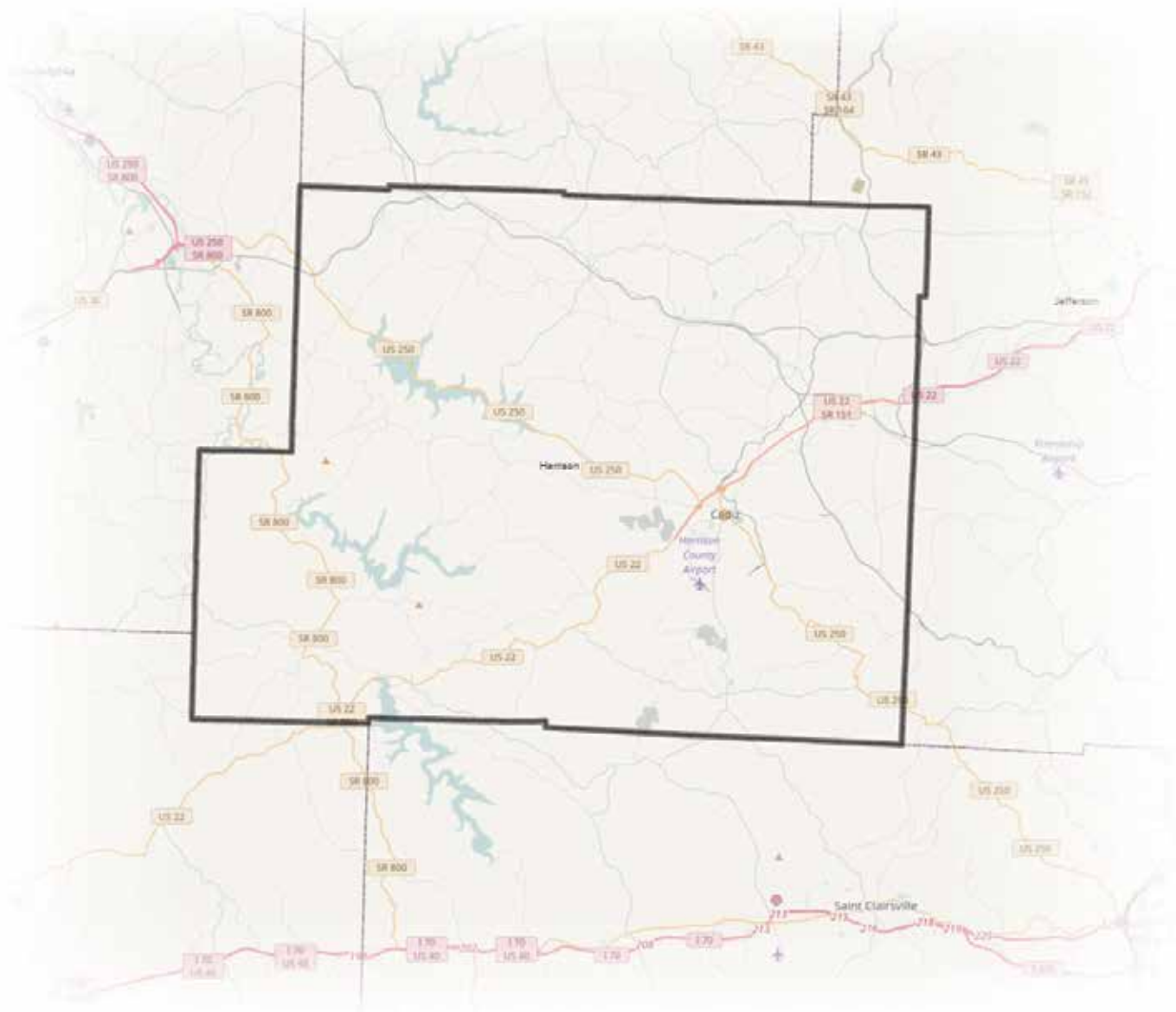
% Population Covered by  
Law Enforcement Agencies  
in any Phase of Certification

4

## # Law Enforcement Agencies in County

1

## # Law Enforcement Agencies in any Phase of Certification



25

% Law Enforcement  
Agencies in any  
Phase of Certification

64

# Law Enforcement  
Officers  
in County

35

# Officers in County in  
any Phase of Certification

55

% Officers in County in  
any Phase of Certification

| Agency                           | Agency Size | In Process | Provisional | Final |
|----------------------------------|-------------|------------|-------------|-------|
| Harrison County Sheriff's Office | 35          |            | ✓           |       |



# Henry County

**28,215**

Population  
(2010)

**84**

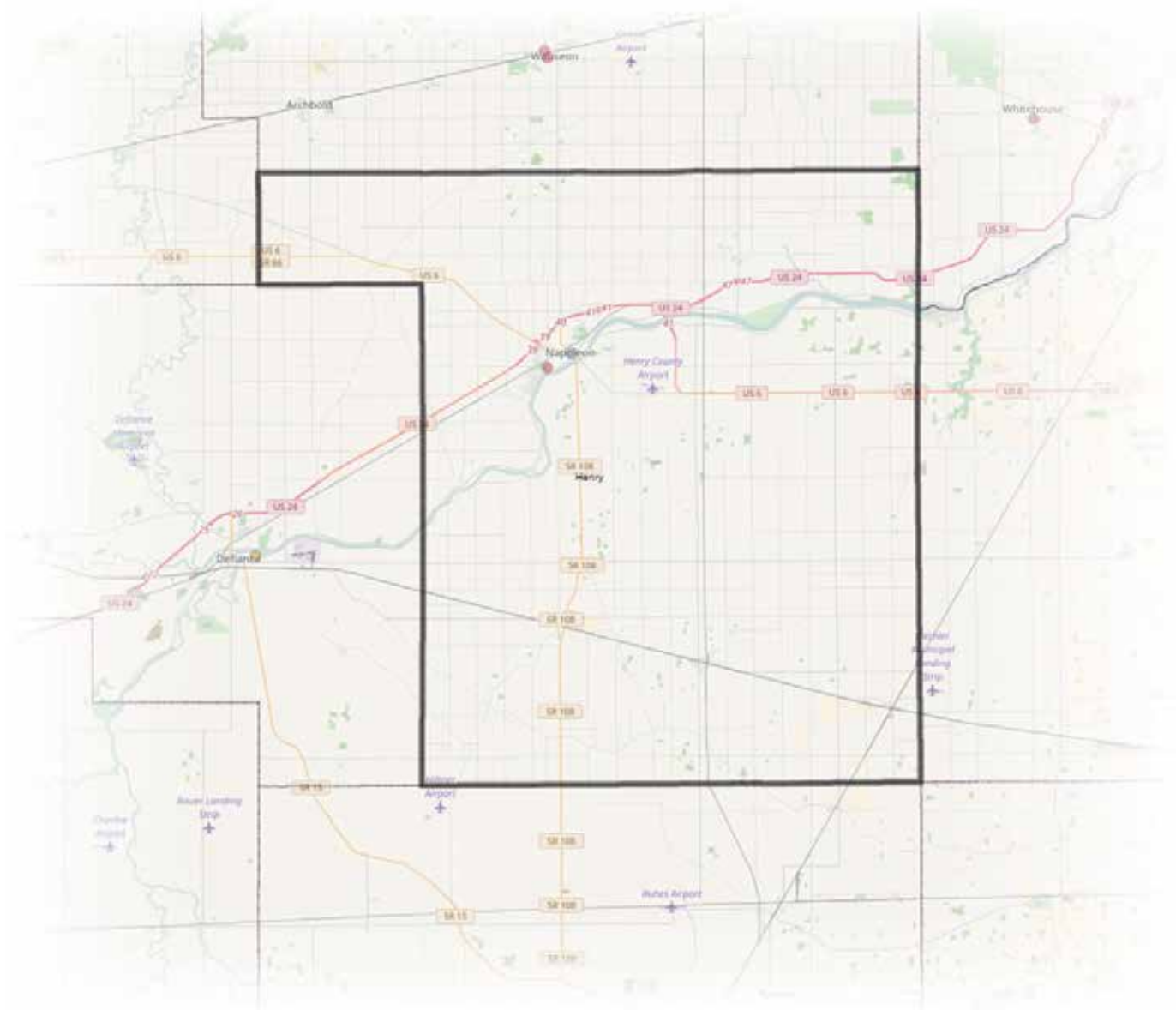
% Population Covered by  
Law Enforcement Agencies  
in any Phase of Certification

**5**

# Law Enforcement  
Agencies in County

**2**

# Law Enforcement  
Agencies in any  
Phase of Certification



40

% Law Enforcement  
Agencies in any  
Phase of Certification

68

# Law Enforcement  
Officers  
in County

52

# Officers in County in  
any Phase of Certification

76

% Officers in County in  
any Phase of Certification

| Agency                        | Agency Size | In Process | Provisional | Final |
|-------------------------------|-------------|------------|-------------|-------|
| Henry County Sheriff's Office | 24          | ✓          |             |       |
| Napoleon Police Department    | 28          |            |             | ✓     |

# Highland County

**43,589**

Population  
(2010)

**81**

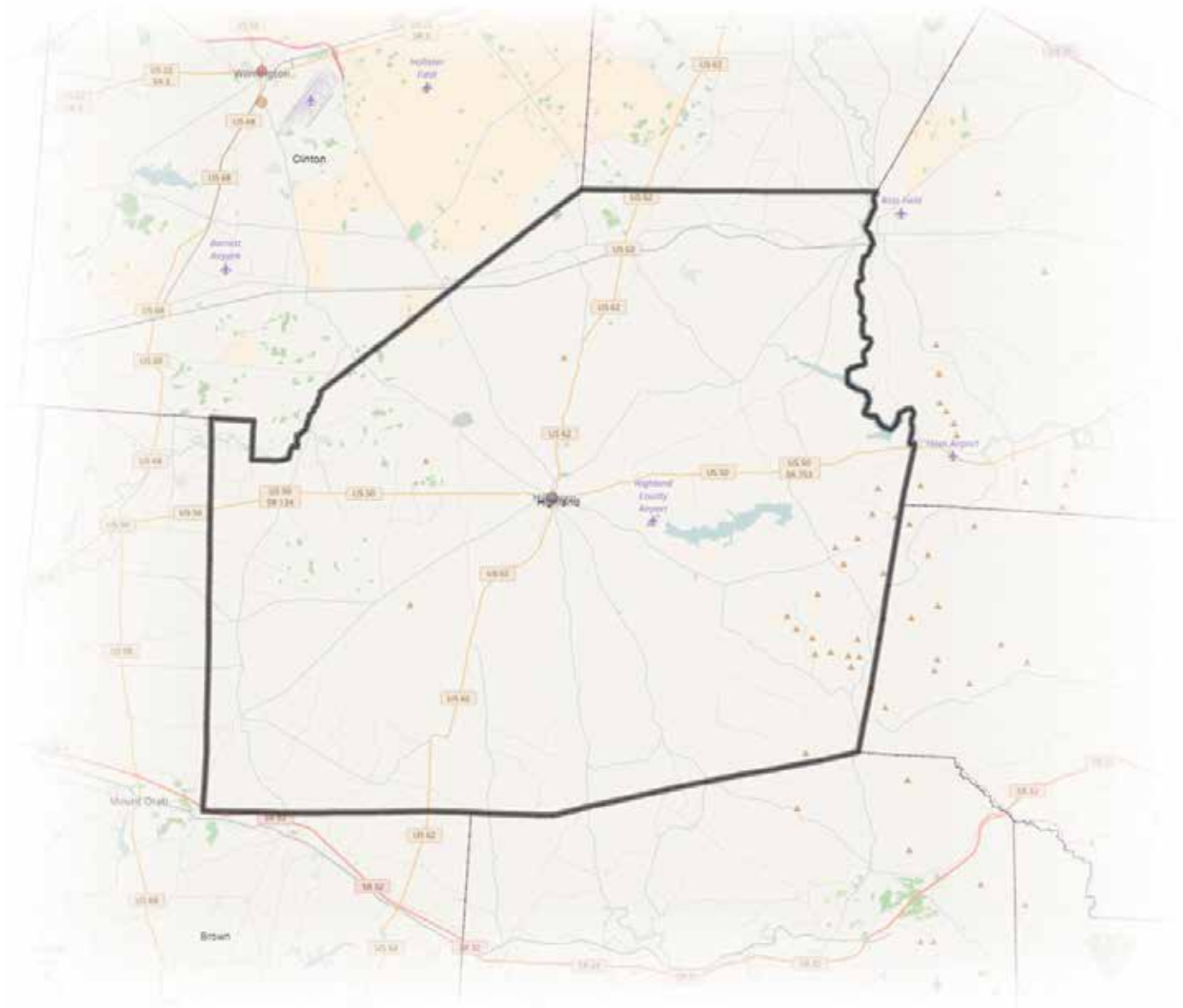
% Population Covered by  
Law Enforcement Agencies  
in any Phase of Certification

**7**

# Law Enforcement  
Agencies in County

**2**

# Law Enforcement  
Agencies in any  
Phase of Certification



29

% Law Enforcement  
Agencies in any  
Phase of Certification

136

# Law Enforcement  
Officers  
in County

90

# Officers in County in  
any Phase of Certification

66

% Officers in County in  
any Phase of Certification

| Agency                           | Agency Size | In Process | Provisional | Final |
|----------------------------------|-------------|------------|-------------|-------|
| Highland County Sheriff's Office | 72          |            | ✓           |       |
| Hillsboro Police Department      | 18          | ✓          |             |       |

# Hocking County

**29,380**

Population  
(2010)

**97**

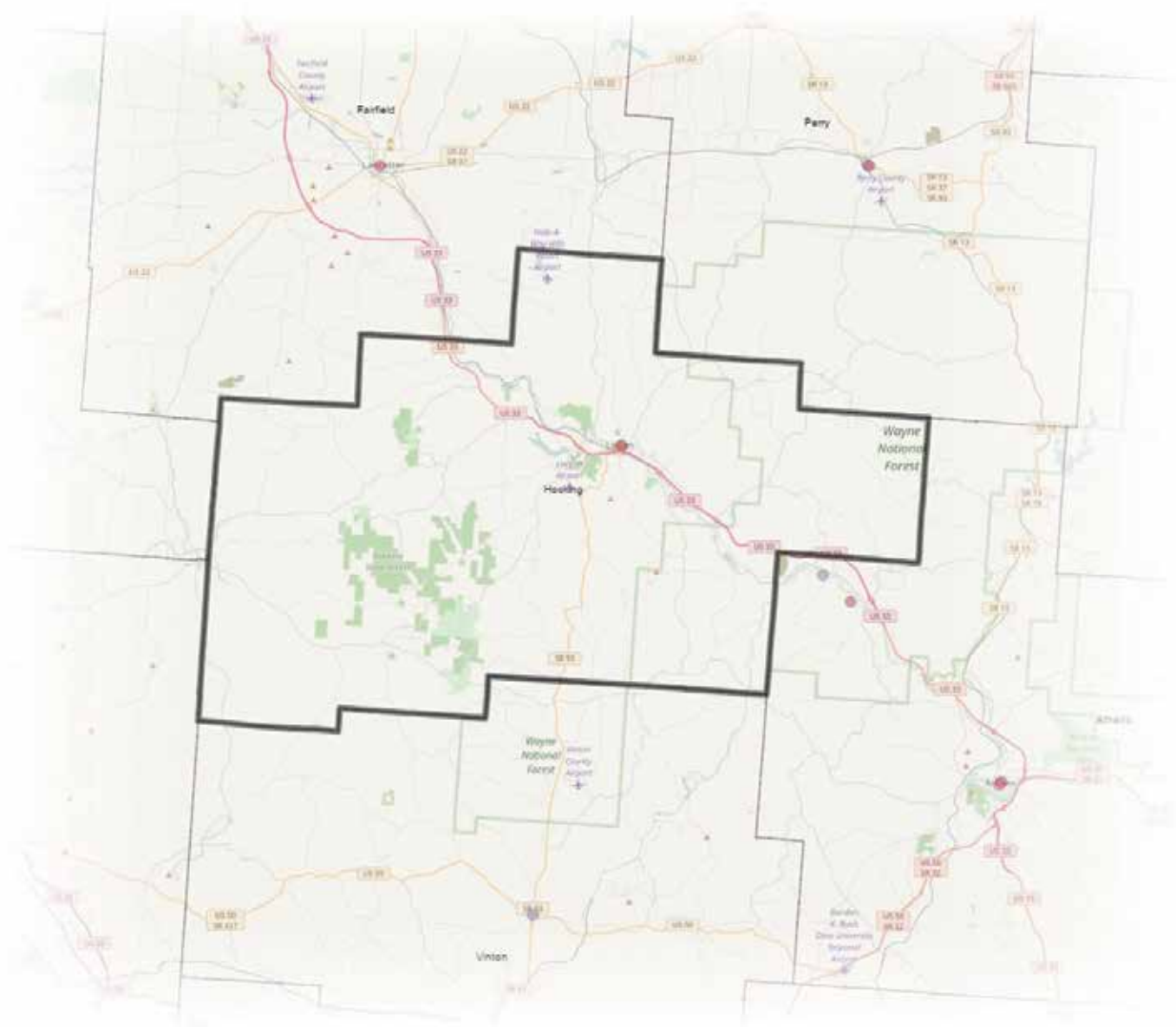
% Population Covered by  
Law Enforcement Agencies  
in any Phase of Certification

**4**

# Law Enforcement  
Agencies in County

**2**

# Law Enforcement  
Agencies in any  
Phase of Certification



50

% Law Enforcement  
Agencies in any  
Phase of Certification

76

# Law Enforcement  
Officers  
in County

55

# Officers in County in  
any Phase of Certification

72

% Officers in County in  
any Phase of Certification

| Agency                          | Agency Size | In Process | Provisional | Final |
|---------------------------------|-------------|------------|-------------|-------|
| Hocking County Sheriff's Office | 31          |            | ✓           |       |
| Logan Police Department         | 24          |            |             | ✓     |

# Holmes County

42,366

Population  
(2010)

95

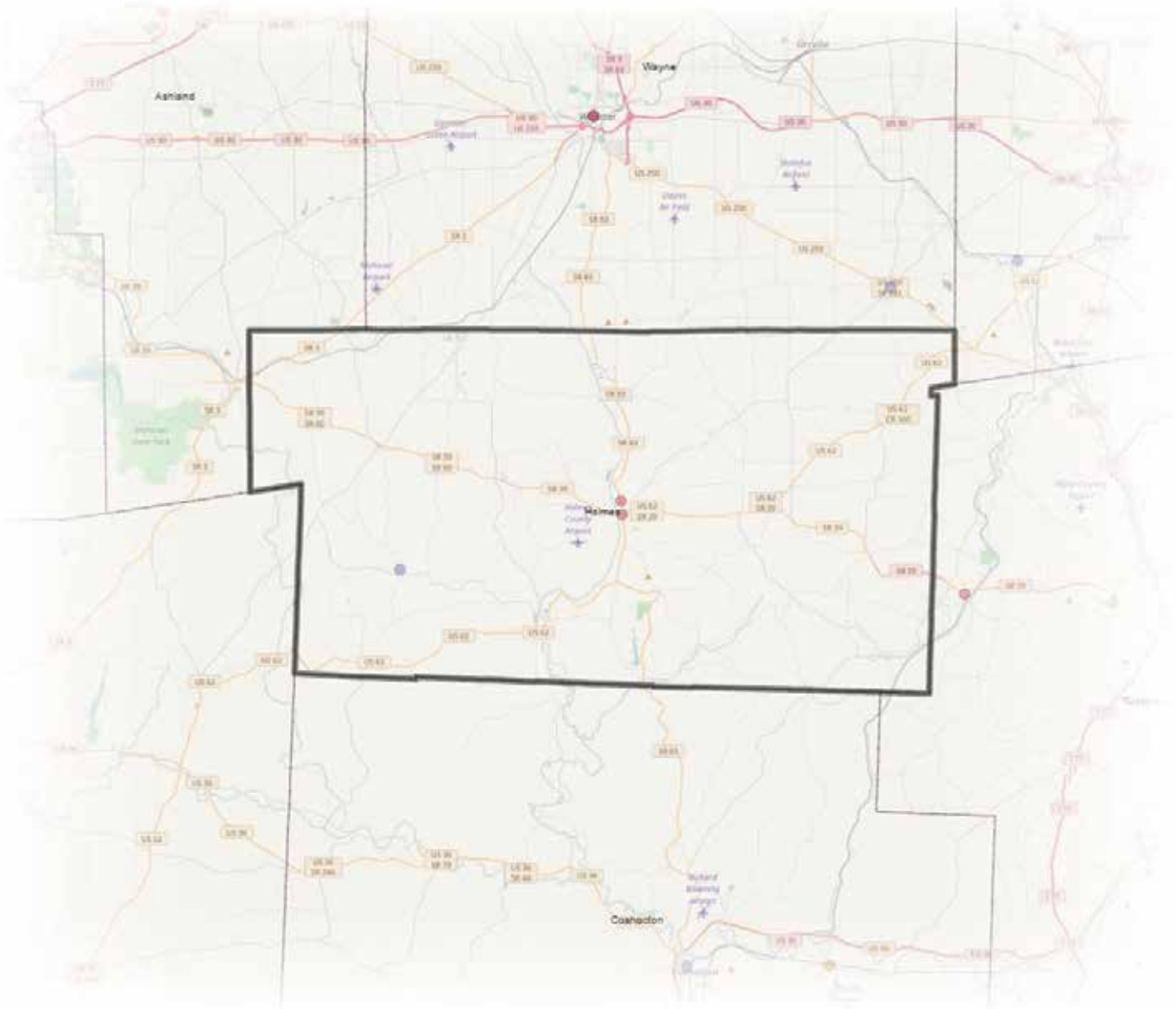
% Population Covered by  
Law Enforcement Agencies  
in any Phase of Certification

4

# Law Enforcement  
Agencies in County

3

# Law Enforcement  
Agencies in any  
Phase of Certification





75

% Law Enforcement  
Agencies in any  
Phase of Certification

81

# Law Enforcement  
Officers  
in County

77

# Officers in County in  
any Phase of Certification

95

% Officers in County in  
any Phase of Certification

| Agency                         | Agency Size | In Process | Provisional | Final |
|--------------------------------|-------------|------------|-------------|-------|
| Glenmont Police Department     | 12          | ✓          |             |       |
| Holmes County Sheriff's Office | 43          |            |             | ✓     |
| Millersburg Police Department  | 22          |            |             | ✓     |

# Huron County

**59,626**

Population  
(2010)

**85**

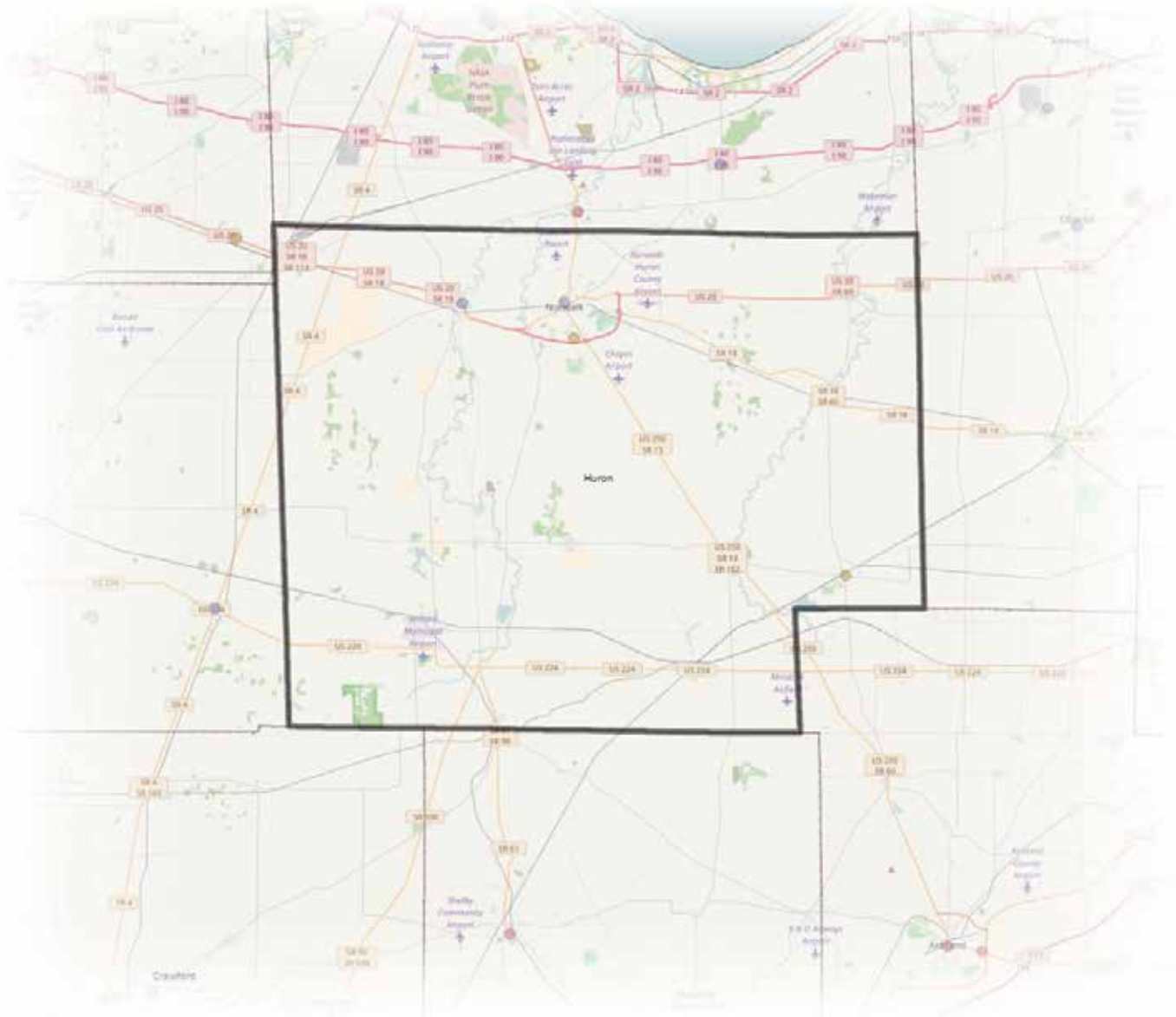
% Population Covered by  
Law Enforcement Agencies  
in any Phase of Certification

**9**

# Law Enforcement  
Agencies in County

**5**

# Law Enforcement  
Agencies in any  
Phase of Certification



56

% Law Enforcement  
Agencies in any  
Phase of Certification

215

# Law Enforcement  
Officers  
in County

123

# Officers in County in  
any Phase of Certification

57

% Officers in County in  
any Phase of Certification

| Agency                        | Agency Size | In Process | Provisional | Final |
|-------------------------------|-------------|------------|-------------|-------|
| Bellevue Police Department    | 24          |            | ✓           |       |
| Huron County Sheriff's Office | 45          |            | ✓           |       |
| Monroeville Police Department | 9           | ✓          |             |       |
| New London Police Department  | 16          |            | ✓           |       |
| Norwalk Police Department     | 29          | ✓          |             |       |

# Jackson County

**33,225**

Population  
(2010)

**58**

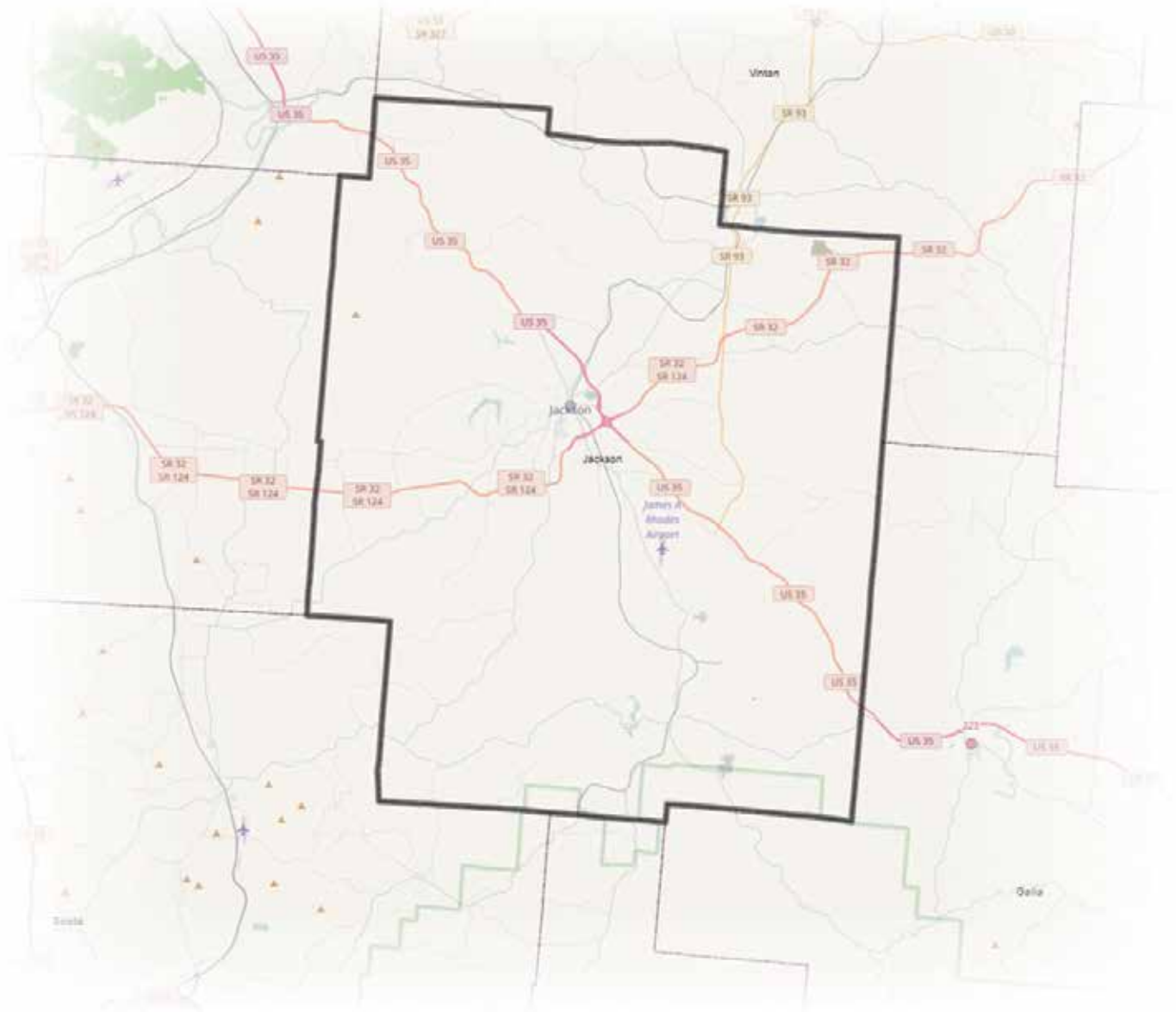
% Population Covered by  
Law Enforcement Agencies  
in any Phase of Certification

**4**

# Law Enforcement  
Agencies in County

**1**

# Law Enforcement  
Agencies in any  
Phase of Certification



25

% Law Enforcement  
Agencies in any  
Phase of Certification

92

# Law Enforcement  
Officers  
in County

30

# Officers in County in  
any Phase of Certification

33

% Officers in County in  
any Phase of Certification

| Agency                          | Agency Size | In Process | Provisional | Final |
|---------------------------------|-------------|------------|-------------|-------|
| Jackson County Sheriff's Office | 30          | ✓          |             |       |

# Jefferson County

**69,709**

Population  
(2010)

**33**

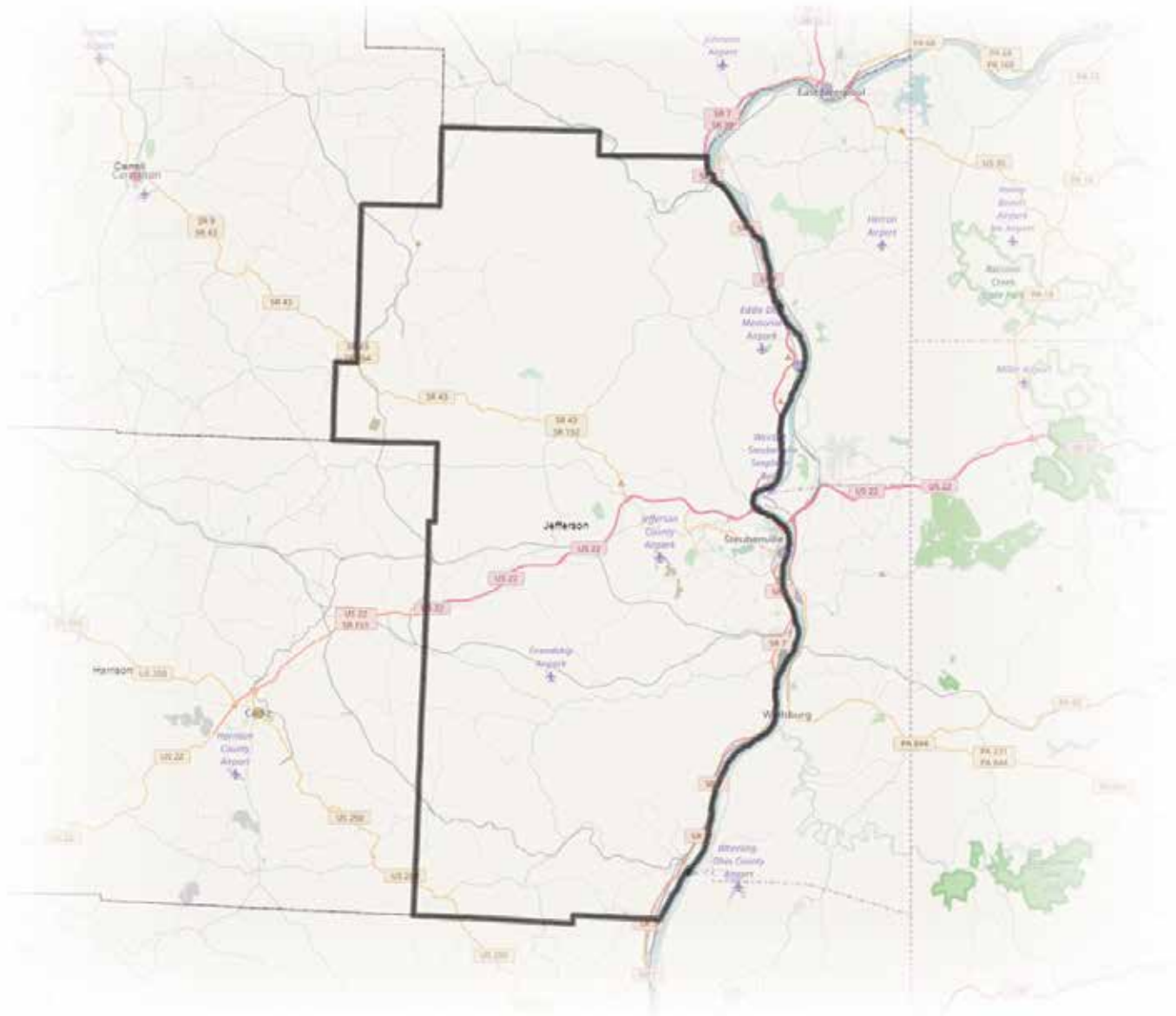
% Population Covered by  
Law Enforcement Agencies  
in any Phase of Certification

**21**

# Law Enforcement  
Agencies in County

**2**

# Law Enforcement  
Agencies in any  
Phase of Certification



10

% Law Enforcement  
Agencies in any  
Phase of Certification

291

# Law Enforcement  
Officers  
in County

100

# Officers in County in  
any Phase of Certification

34

% Officers in County in  
any Phase of Certification

| Agency                            | Agency Size | In Process | Provisional | Final |
|-----------------------------------|-------------|------------|-------------|-------|
| Jefferson County Sheriff's Office | 88          | ✓          |             |       |
| Toronto Police Department         | 12          | ✓          |             |       |

# Knox County

**60,921**

Population  
(2010)

**70**

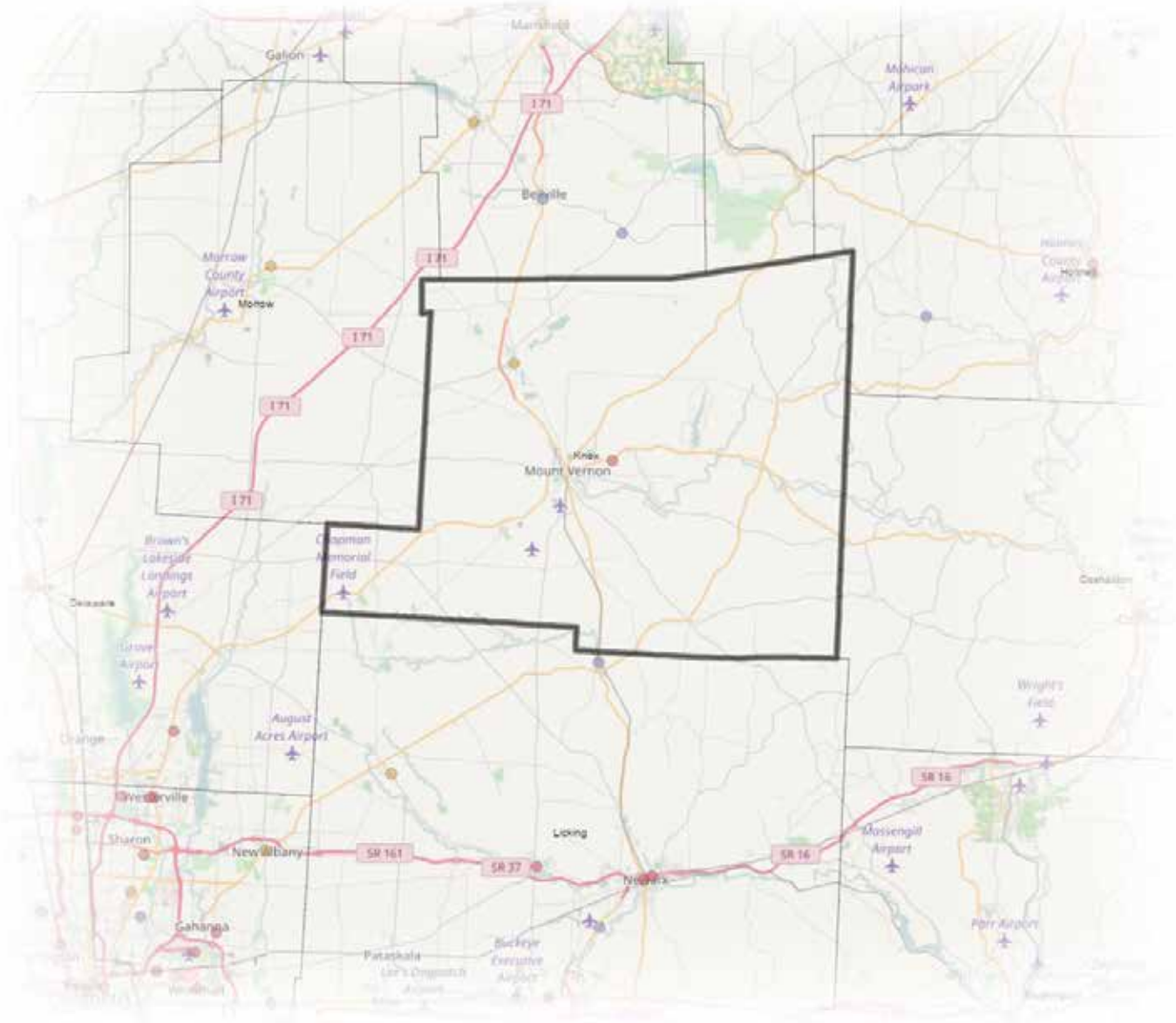
% Population Covered by  
Law Enforcement Agencies  
in any Phase of Certification

**4**

# Law Enforcement  
Agencies in County

**2**

# Law Enforcement  
Agencies in any  
Phase of Certification





50

% Law Enforcement  
Agencies in any  
Phase of Certification

108

# Law Enforcement  
Officers  
in County

69

# Officers in County in  
any Phase of Certification

64

% Officers in County in  
any Phase of Certification

| Agency                          | Agency Size | In Process | Provisional | Final |
|---------------------------------|-------------|------------|-------------|-------|
| Fredericktown Police Department | 9           |            | ✓           |       |
| Knox County Sheriff's Office    | 60          |            |             | ✓     |

# Lake County

**230,041**

Population  
(2010)

**96**

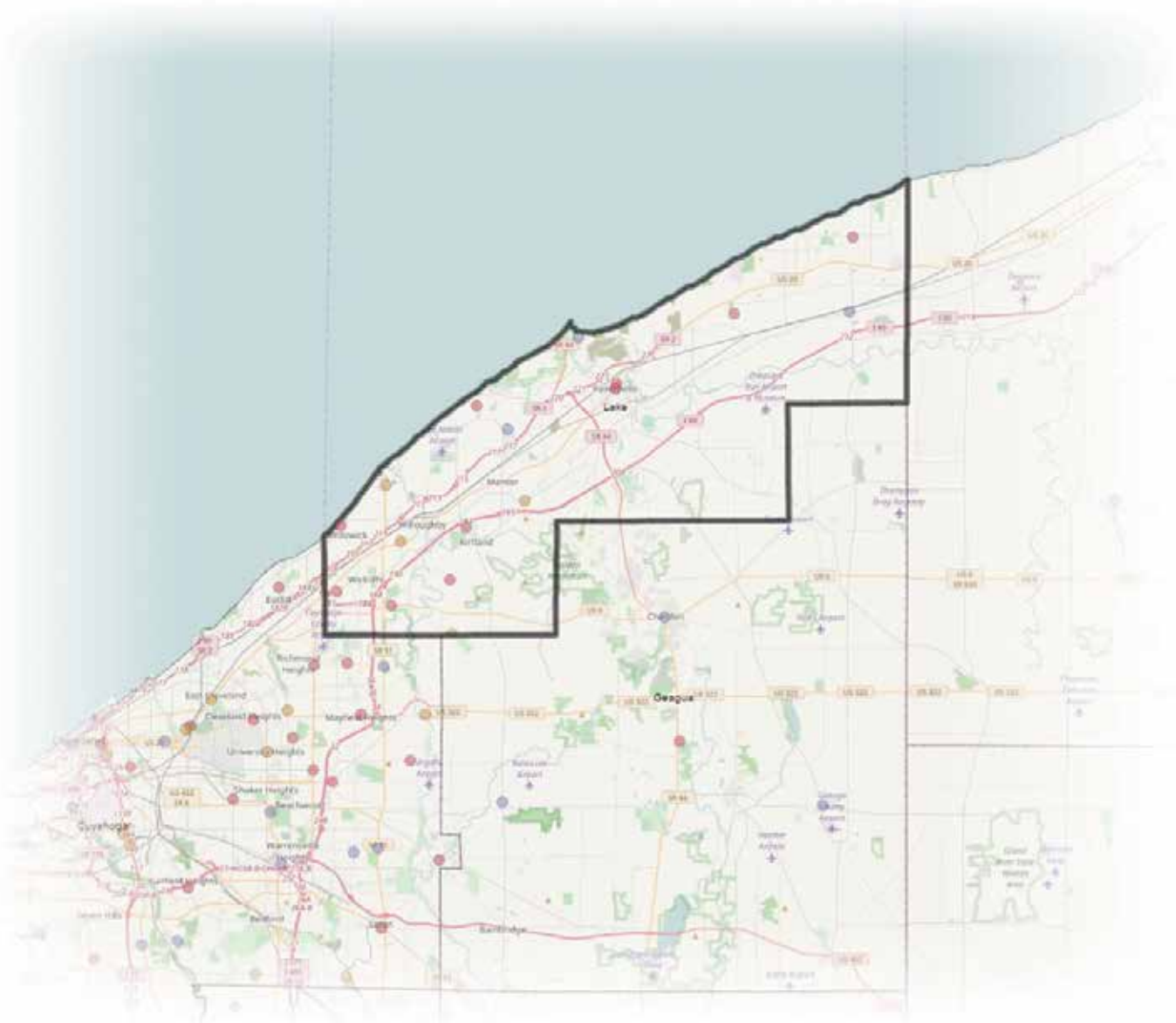
% Population Covered by  
Law Enforcement Agencies  
in any Phase of Certification

**20**

# Law Enforcement  
Agencies in County

**16**

# Law Enforcement  
Agencies in any  
Phase of Certification



80

% Law Enforcement  
Agencies in any  
Phase of Certification

613

# Law Enforcement  
Officers  
in County

530

# Officers in County in  
any Phase of Certification

86

% Officers in County in  
any Phase of Certification

| Agency                                       | Agency Size | In Process | Provisional | Final |
|--|-------------|------------|-------------|-------|
| Eastlake Police Department                   | 61          |            | ✓           |       |
| Fairport Harbor Police Department            | 14          | ✓          |             |       |
| Kirtland Hills Police Department             | 11          |            | ✓           |       |
| Lake County Sheriff's Office                 | 59          |            |             | ✓     |
| Lakeland Community College Police Department | 13          |            |             | ✓     |
| Madison Township Police Department           | 23          |            |             | ✓     |
| Madison Village Police Department            | 17          | ✓          |             |       |
| Mentor Police Department                     | 88          | ✓          |             |       |
| Mentor-on-the-Lake Police Department         | 22          |            |             | ✓     |
| Painesville Police Department                | 43          |            |             | ✓     |
| Perry Police Department                      | 21          |            |             | ✓     |
| Waite Hill Police Department                 | 8           |            |             | ✓     |
| Wickliffe Police Department                  | 31          |            |             | ✓     |
| Willoughby Hills Police Department           | 33          |            |             | ✓     |
| Willoughby Police Department                 | 63          |            | ✓           |       |
| Willowick Police Department                  | 23          |            |             | ✓     |

# Lawrence County

**62,450**

Population  
(2010)

**70**

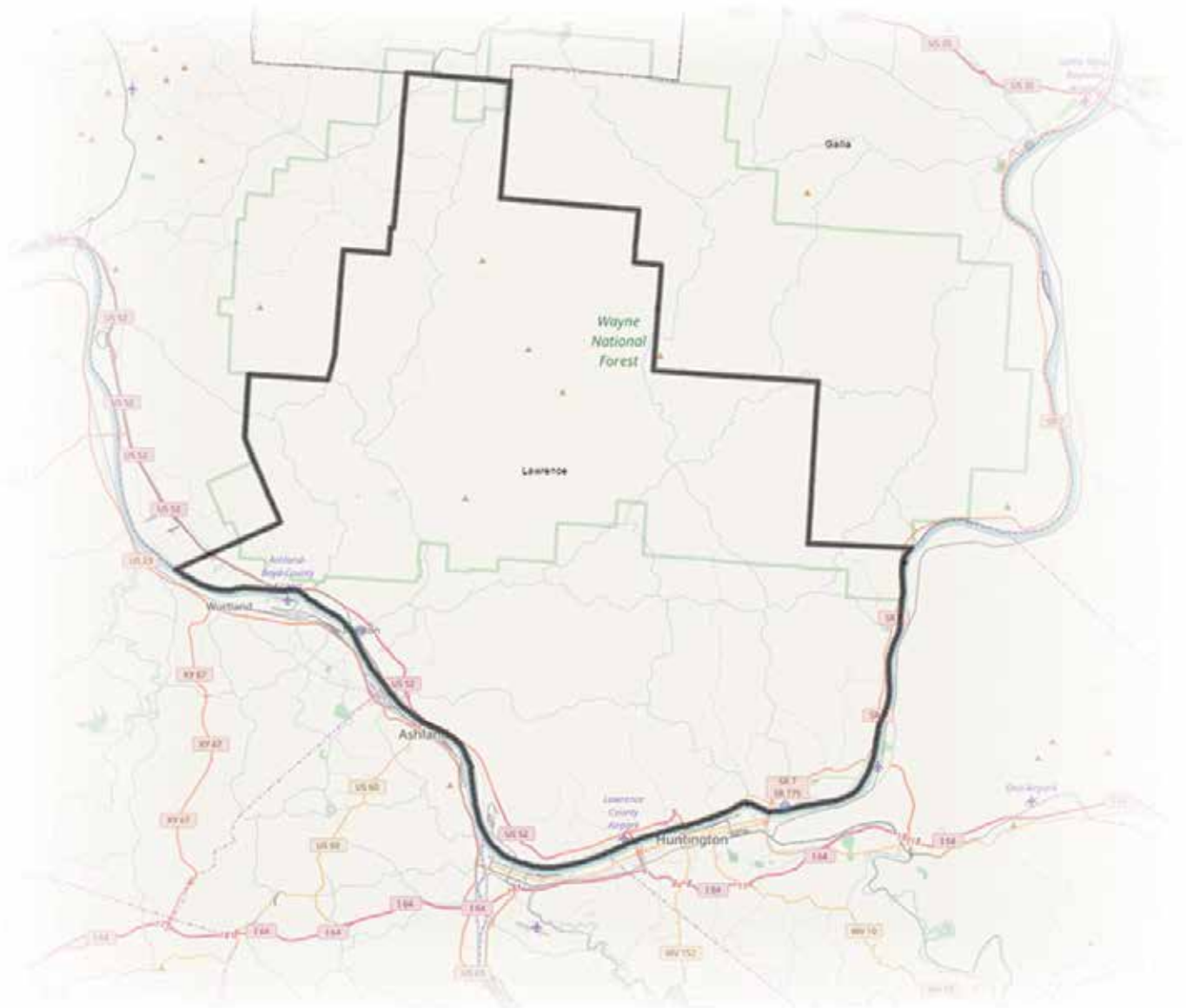
% Population Covered by  
Law Enforcement Agencies  
in any Phase of Certification

**8**

# Law Enforcement  
Agencies in County

**2**

# Law Enforcement  
Agencies in any  
Phase of Certification



25

% Law Enforcement  
Agencies in any  
Phase of Certification

161

# Law Enforcement  
Officers  
in County

102

# Officers in County in  
any Phase of Certification

63

% Officers in County in  
any Phase of Certification

| Agency                           | Agency Size | In Process | Provisional | Final |
|----------------------------------|-------------|------------|-------------|-------|
| Lawrence County Sheriff's Office | 93          | ✓          |             |       |
| Proctorville Police Department   | 9           | ✓          |             |       |

# Licking County

**166,492**

Population  
(2010)

**83**

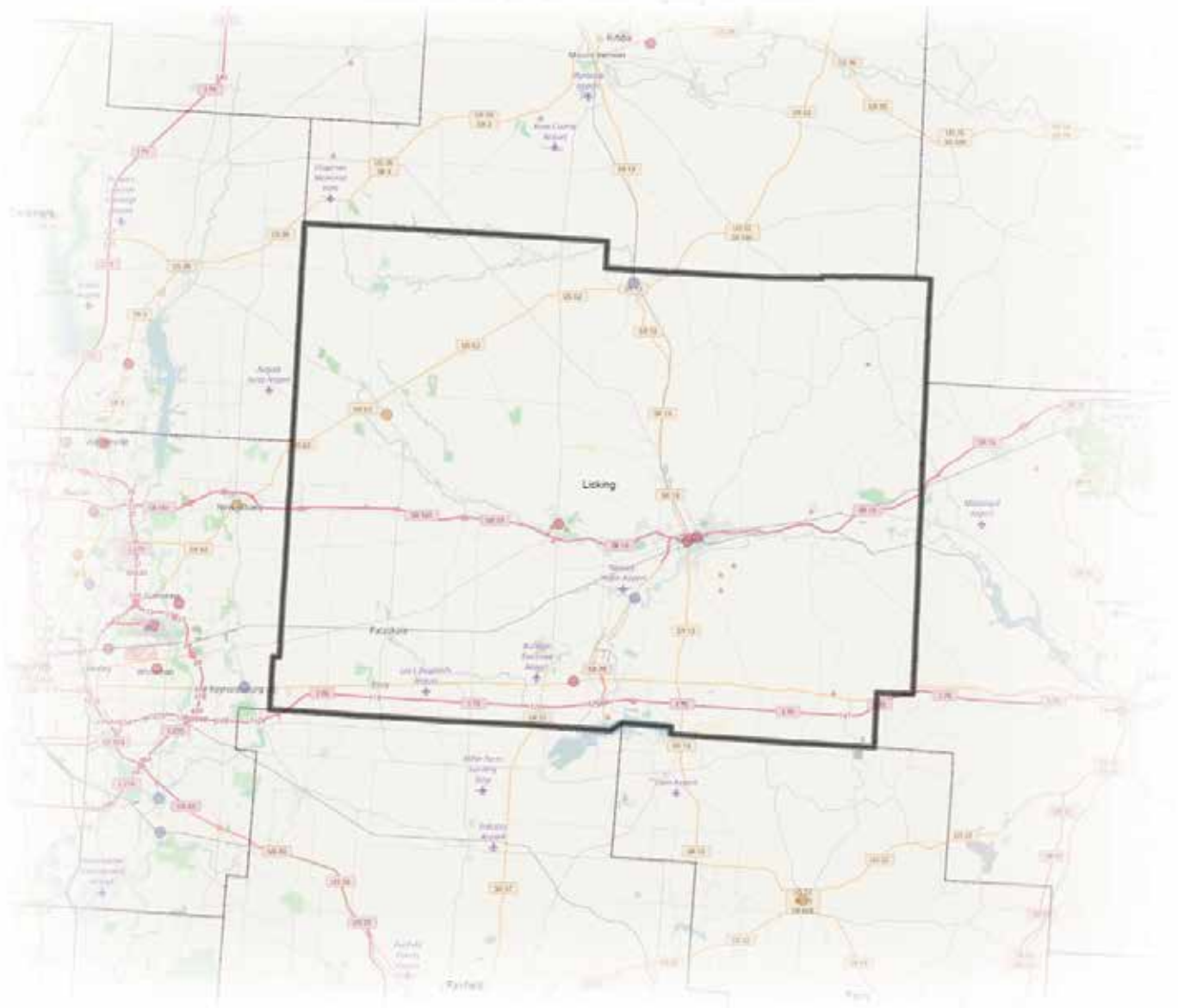
% Population Covered by  
Law Enforcement Agencies  
in any Phase of Certification

**13**

# Law Enforcement  
Agencies in County

**7**

# Law Enforcement  
Agencies in any  
Phase of Certification



54

% Law Enforcement  
Agencies in any  
Phase of Certification

341

# Law Enforcement  
Officers  
in County

275

# Officers in County in  
any Phase of Certification

81

% Officers in County in  
any Phase of Certification

| Agency                          | Agency Size | In Process | Provisional | Final |
|---------------------------------|-------------|------------|-------------|-------|
| Granville Police Department     | 22          |            |             | ✓     |
| Heath Police Department         | 24          | ✓          |             |       |
| Hebron Police Department        | 10          |            |             | ✓     |
| Johnstown Police Department     | 18          |            | ✓           |       |
| Licking County Sheriff's Office | 106         |            |             | ✓     |
| Newark Division of Police       | 78          |            |             | ✓     |
| Utica Police Department         | 17          | ✓          |             |       |



# Logan County

45,858

Population  
(2010)

90

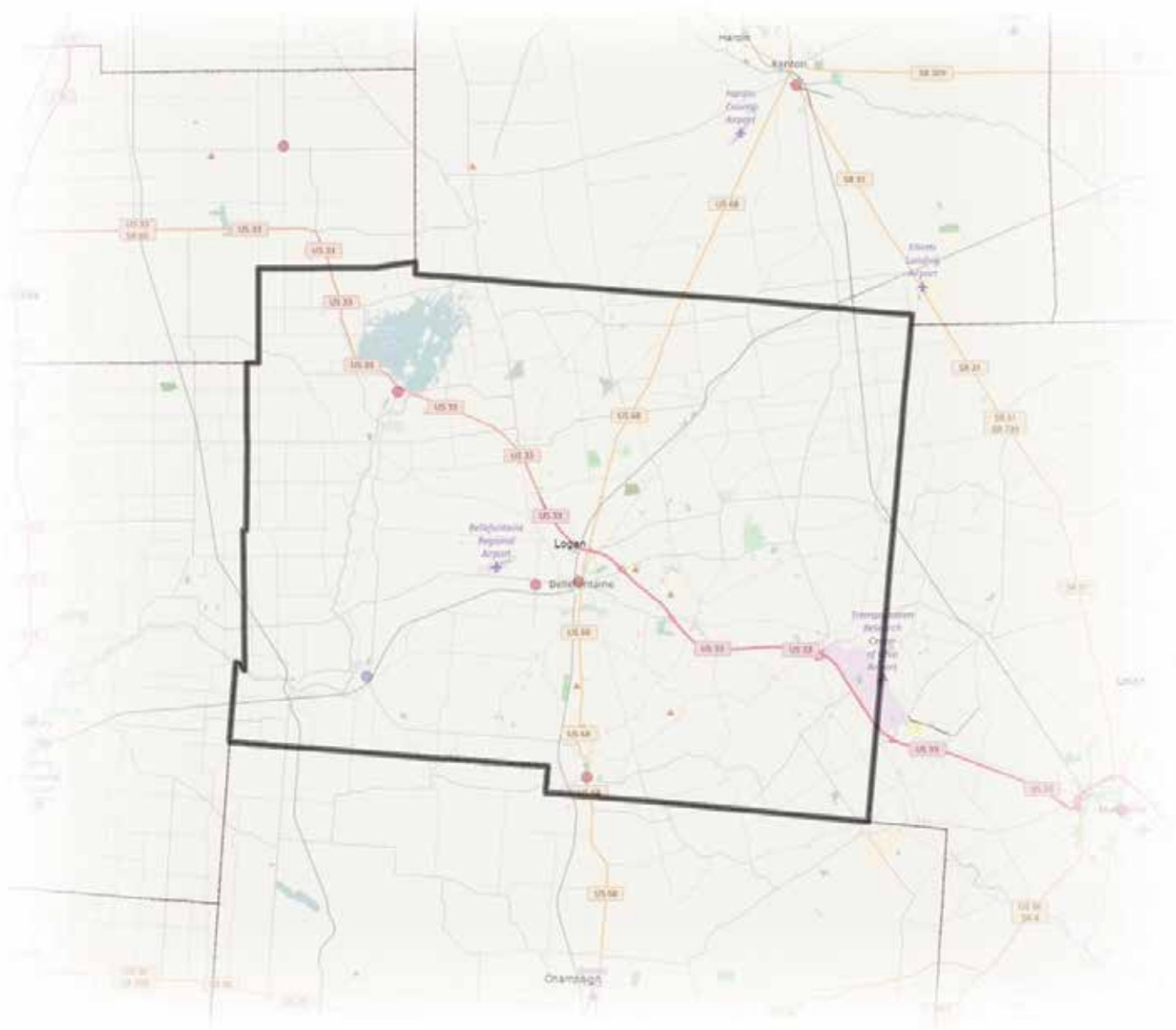
% Population Covered by  
Law Enforcement Agencies  
in any Phase of Certification

6

# Law Enforcement  
Agencies in County

5

# Law Enforcement  
Agencies in any  
Phase of Certification



83

% Law Enforcement  
Agencies in any  
Phase of Certification

127

# Law Enforcement  
Officers  
in County

115

# Officers in County in  
any Phase of Certification

91

% Officers in County in  
any Phase of Certification

| Agency                           | Agency Size | In Process | Provisional | Final |
|----------------------------------|-------------|------------|-------------|-------|
| Bellefontaine Police Department  | 28          |            |             | ✓     |
| DeGraff Police Department        | 6           | ✓          |             |       |
| Logan County Sheriff's Office    | 62          |            |             | ✓     |
| Russells Point Police Department | 7           |            |             | ✓     |
| West Liberty Police Department   | 12          |            |             | ✓     |

# Lorain County

**301,356**

Population  
(2010)

**98**

% Population Covered by  
Law Enforcement Agencies  
in any Phase of Certification

**15**

# Law Enforcement  
Agencies in County

**12**

# Law Enforcement  
Agencies in any  
Phase of Certification



80

% Law Enforcement  
Agencies in any  
Phase of Certification

670

# Law Enforcement  
Officers  
in County

637

# Officers in County in  
any Phase of Certification

95

% Officers in County in  
any Phase of Certification

| Agency                                  | Agency Size | In Process | Provisional | Final |
|---|-------------|------------|-------------|-------|
| Amherst Police Department               | 29          |            | ✓           |       |
| Avon Lake Police Department             | 37          |            |             | ✓     |
| Avon Police Department                  | 38          |            |             | ✓     |
| Elyria Police Department                | 90          |            |             | ✓     |
| Grafton Police Department               | 16          |            |             | ✓     |
| Lorain County Sheriff's Office          | 124         |            |             | ✓     |
| Lorain Police Department                | 186         |            |             | ✓     |
| North Ridgeville Police Department      | 38          |            |             | ✓     |
| Oberlin Police Department               | 24          | ✓          |             |       |
| Sheffield Lake Police Department        | 15          | ✓          |             |       |
| Sheffield Village Police Department     | 23          |            | ✓           |       |
| South Amherst Village Police Department | 17          | ✓          |             |       |

# Lucas County

441,815

Population  
(2010)

80

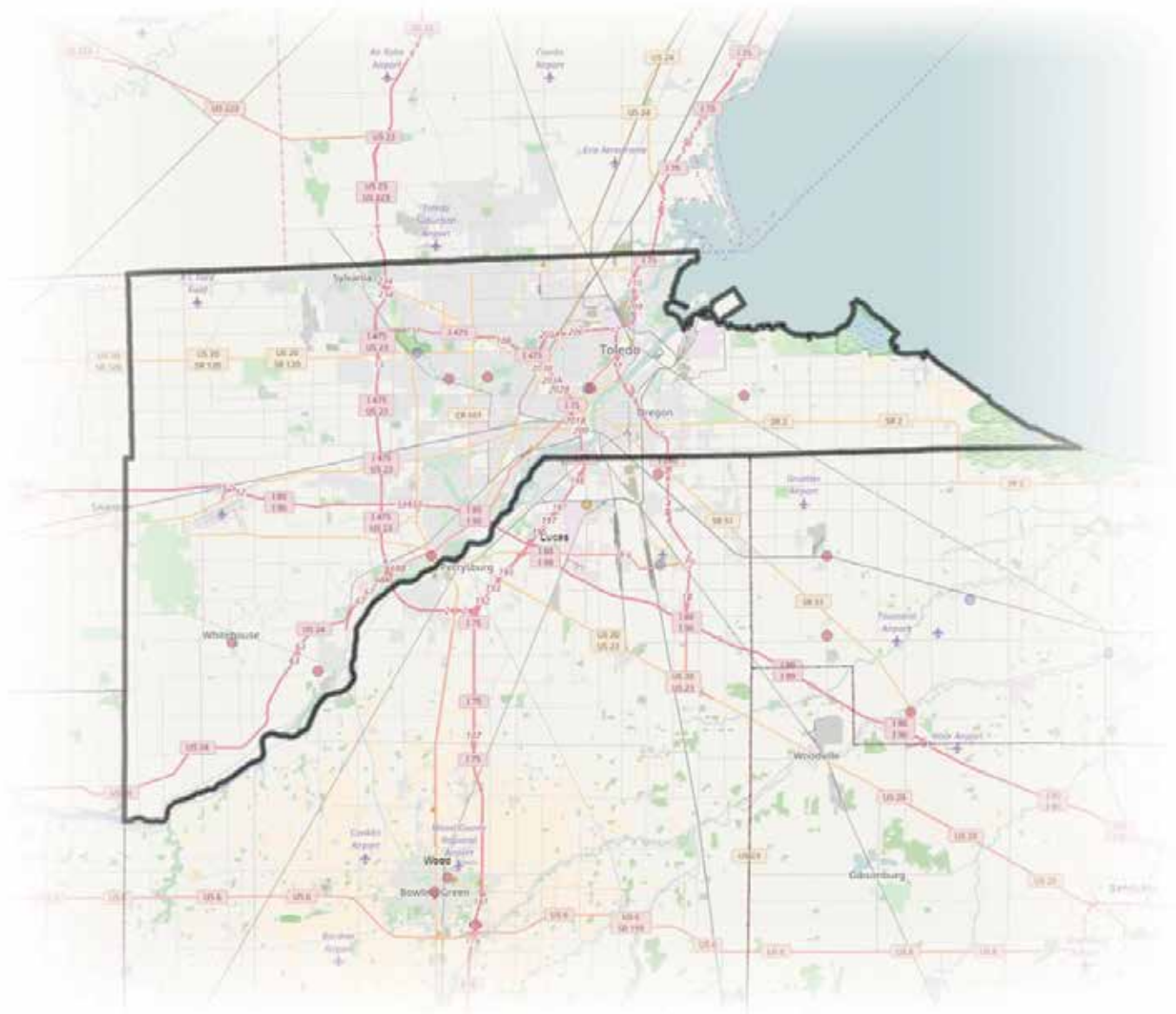
% Population Covered by  
Law Enforcement Agencies  
in any Phase of Certification

17

## # Law Enforcement Agencies in County

9

# Law Enforcement  
Agencies in any  
Phase of Certification



**53**

% Law Enforcement  
Agencies in any  
Phase of Certification

**1335**

# Law Enforcement  
Officers  
in County

**1212**

# Officers in County in  
any Phase of Certification

**91**

% Officers in County in  
any Phase of Certification

| Agency  | Agency Size | In Process | Provisional | Final |
|---|-------------|------------|-------------|-------|
| Lucas County Sheriff's Office                 | 399         | ✓          |             |       |
| Maumee Police Department                      | 42          |            |             | ✓     |
| Metropolitan Park District of the Toledo Area | 30          | ✓          |             |       |
| Oregon Police Division                        | 45          |            |             | ✓     |
| Ottawa Hills Police Department                | 13          |            |             | ✓     |
| Toledo Police Department                      | 615         |            |             | ✓     |
| University of Toledo Police Department        | 34          |            |             | ✓     |
| Waterville Township Police Department         | 15          |            |             | ✓     |
| Whitehouse Police Department                  | 19          |            |             | ✓     |



# Madison County

**43,435**

Population  
(2010)

**42**

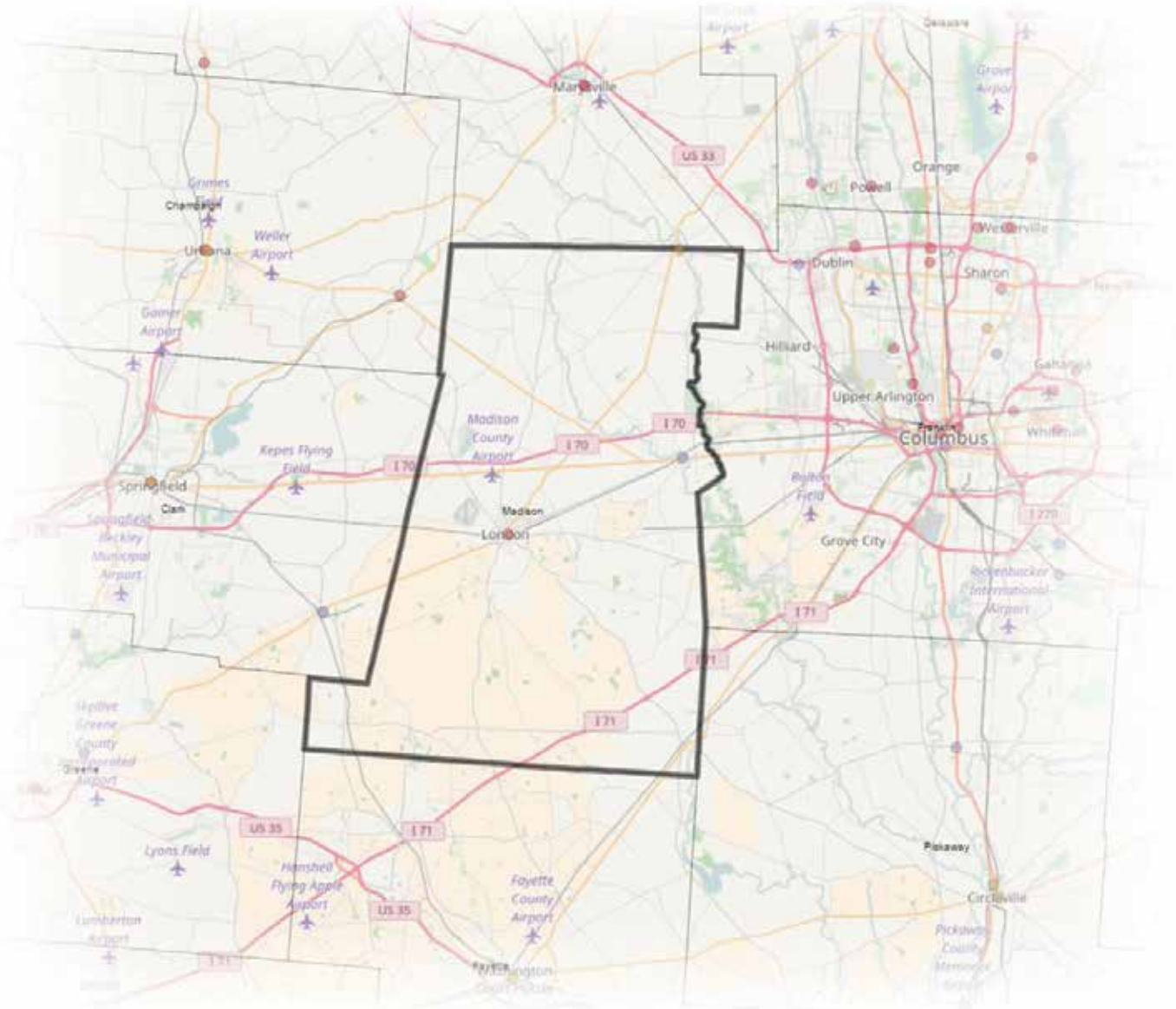
% Population Covered by  
Law Enforcement Agencies  
in any Phase of Certification

**4**

# Law Enforcement  
Agencies in County

**3**

# Law Enforcement  
Agencies in any  
Phase of Certification





75

% Law Enforcement  
Agencies in any  
Phase of Certification

226

# Law Enforcement  
Officers  
in County

54

# Officers in County in  
any Phase of Certification

24

% Officers in County in  
any Phase of Certification

| Agency                           | Agency Size | In Process | Provisional | Final |
|----------------------------------|-------------|------------|-------------|-------|
| London Police Division           | 23          |            |             | ✓     |
| Plain City Police Department     | 11          |            | ✓           |       |
| West Jefferson Police Department | 20          | ✓          |             |       |

# Mahoning County

**238,823**

Population  
(2010)

**84**

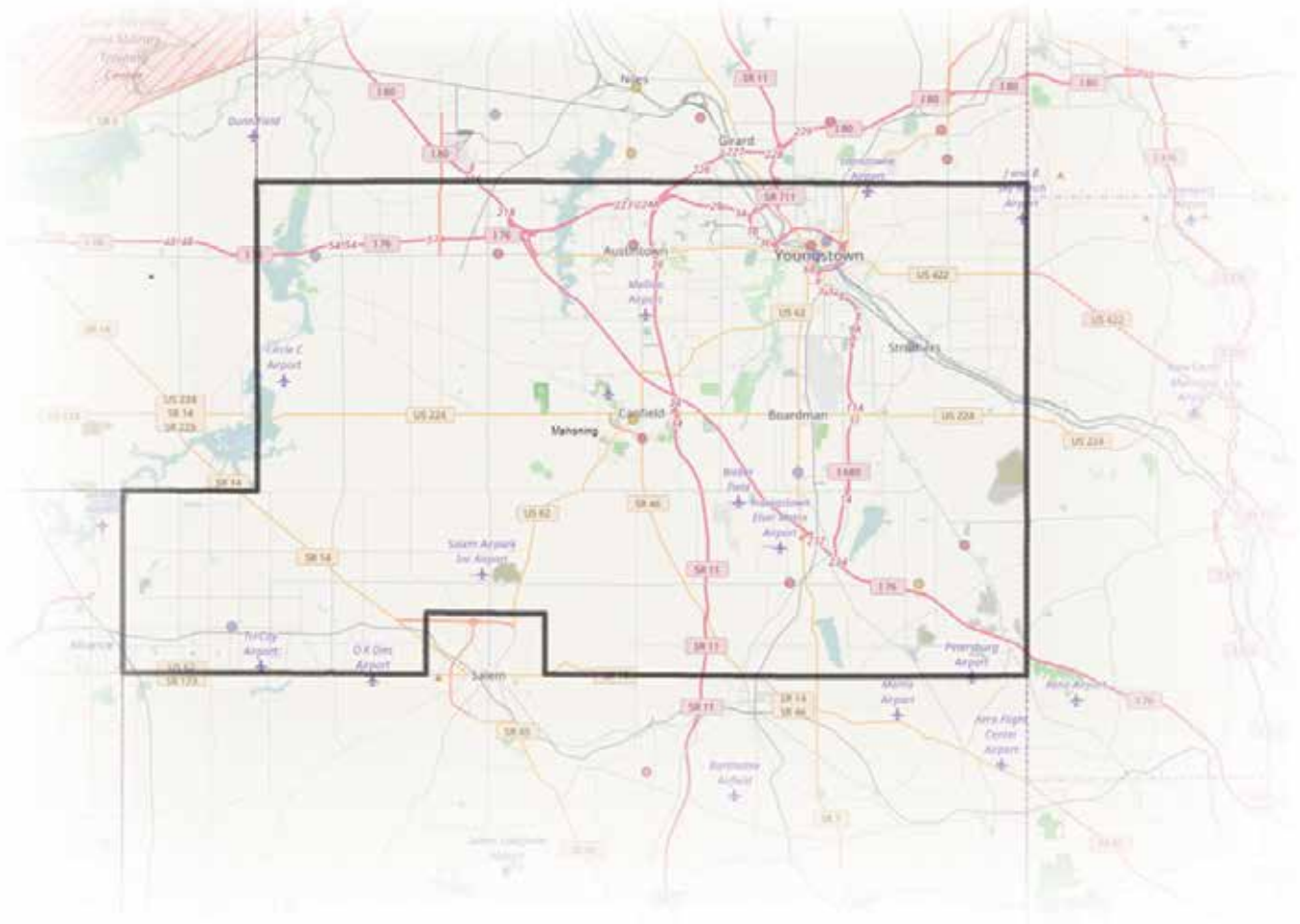
% Population Covered by  
Law Enforcement Agencies  
in any Phase of Certification

**22**

# Law Enforcement  
Agencies in County

**14**

# Law Enforcement  
Agencies in any  
Phase of Certification



64

% Law Enforcement  
Agencies in any  
Phase of Certification

978

# Law Enforcement  
Officers  
in County

843

# Officers in County in  
any Phase of Certification

86

% Officers in County in  
any Phase of Certification

| Agency  | Agency Size | In Process | Provisional | Final |
|---|-------------|------------|-------------|-------|
| Austintown Police Department                  | 42          |            |             | ✓     |
| Beaver Township Police Department             | 26          |            |             | ✓     |
| Boardman Police Department                    | 68          | ✓          |             |       |
| Canfield Police Department                    | 20          |            | ✓           |       |
| Jackson Police Department                     | 19          |            |             | ✓     |
| Mahoning County Sheriff's Office              | 294         |            |             | ✓     |
| Mill Creek Metro Parks Police Department      | 45          |            |             | ✓     |
| Milton Police District                        | 16          | ✓          |             |       |
| New Middletown Police Department              | 11          |            |             | ✓     |
| Sebring Police Department                     | 12          | ✓          |             |       |
| Springfield Township Police Department        | 15          |            | ✓           |       |
| Struthers Police Department                   | 20          | ✓          |             |       |
| Youngstown Police Department                  | 156         | ✓          |             |       |
| Youngstown State University Police Department | 99          | ✓          |             |       |

# Marion County

**66,501**

Population  
(2010)

**100**

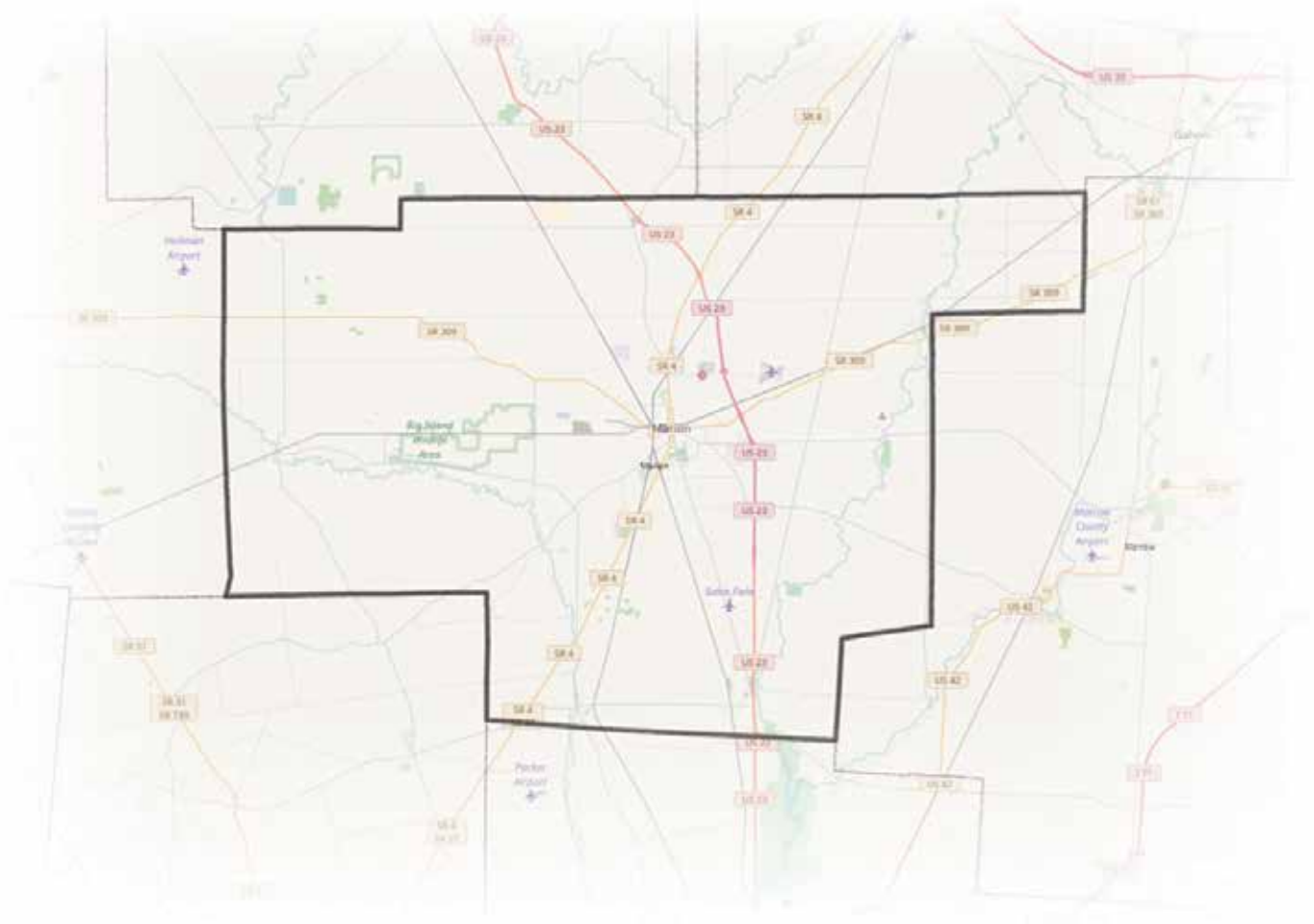
% Population Covered by  
Law Enforcement Agencies  
in any Phase of Certification

**2**

# Law Enforcement  
Agencies in County

**2**

# Law Enforcement  
Agencies in any  
Phase of Certification



100

% Law Enforcement  
Agencies in any  
Phase of Certification

113

# Law Enforcement  
Officers  
in County

113

# Officers in County in  
any Phase of Certification

100

% Officers in County in  
any Phase of Certification

| Agency                         | Agency Size | In Process | Provisional | Final |
|--------------------------------|-------------|------------|-------------|-------|
| Marion County Sheriff's Office | 53          |            |             | ✓     |
| Marion Police Department       | 60          | ✓          |             |       |

# Medina County

172,332

Population  
(2010)

95

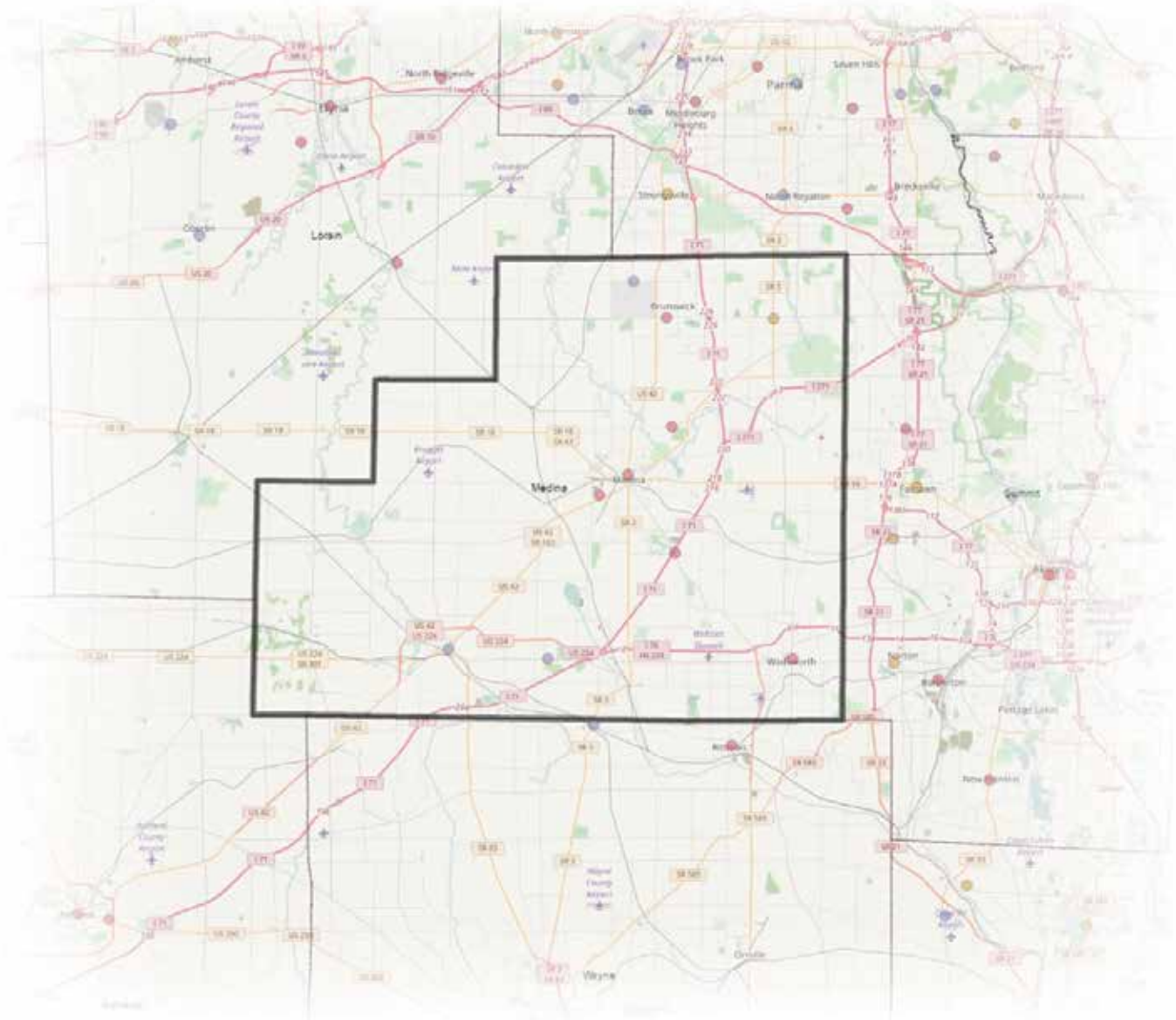
### % Population Covered by Law Enforcement Agencies in any Phase of Certification

12

## # Law Enforcement Agencies in County

10

# Law Enforcement  
Agencies in any  
Phase of Certification



83

% Law Enforcement  
Agencies in any  
Phase of Certification

329

# Law Enforcement  
Officers  
in County

311

# Officers in County in  
any Phase of Certification

95

% Officers in County in  
any Phase of Certification

| Agency                               | Agency Size | In Process | Provisional | Final |
|--------------------------------------|-------------|------------|-------------|-------|
| Brunswick Division of Police         | 44          |            |             | ✓     |
| Brunswick Hills Police Department    | 16          | ✓          |             |       |
| Hinckley Police Department           | 14          |            | ✓           |       |
| Lodi Police Department               | 16          | ✓          |             |       |
| Medina County Sheriff's Office       | 93          |            |             | ✓     |
| Medina Police Department             | 62          |            |             | ✓     |
| Medina Township Police Department    | 10          |            |             | ✓     |
| Montville Township Police Department | 21          |            |             | ✓     |
| Wadsworth Police Department          | 33          |            |             | ✓     |
| Westfield Center Police Department   | 2           | ✓          |             |       |



# Meigs County

23,770

Population  
(2010)

74

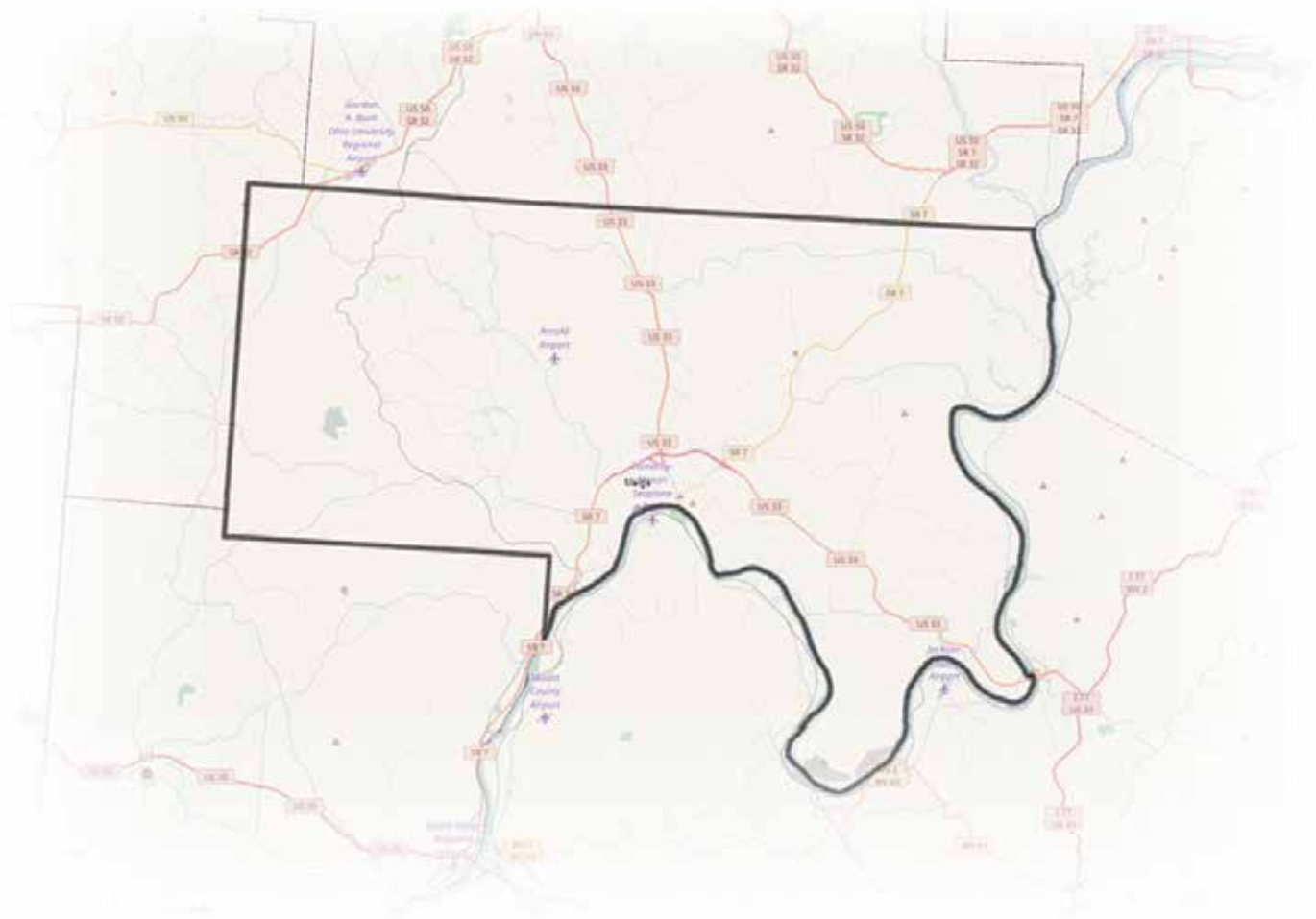
% Population Covered by  
Law Enforcement Agencies  
in any Phase of Certification

6

## # Law Enforcement Agencies in County

1

## # Law Enforcement Agencies in any Phase of Certification



17

% Law Enforcement  
Agencies in any  
Phase of Certification

69

# Law Enforcement  
Officers  
in County

34

# Officers in County in  
any Phase of Certification

49

% Officers in County in  
any Phase of Certification

| Agency                        | Agency Size | In Process | Provisional | Final |
|-------------------------------|-------------|------------|-------------|-------|
| Meigs County Sheriff's Office | 34          | ✓          |             |       |

# Mercer County

**40,814**

Population  
(2010)

**66**

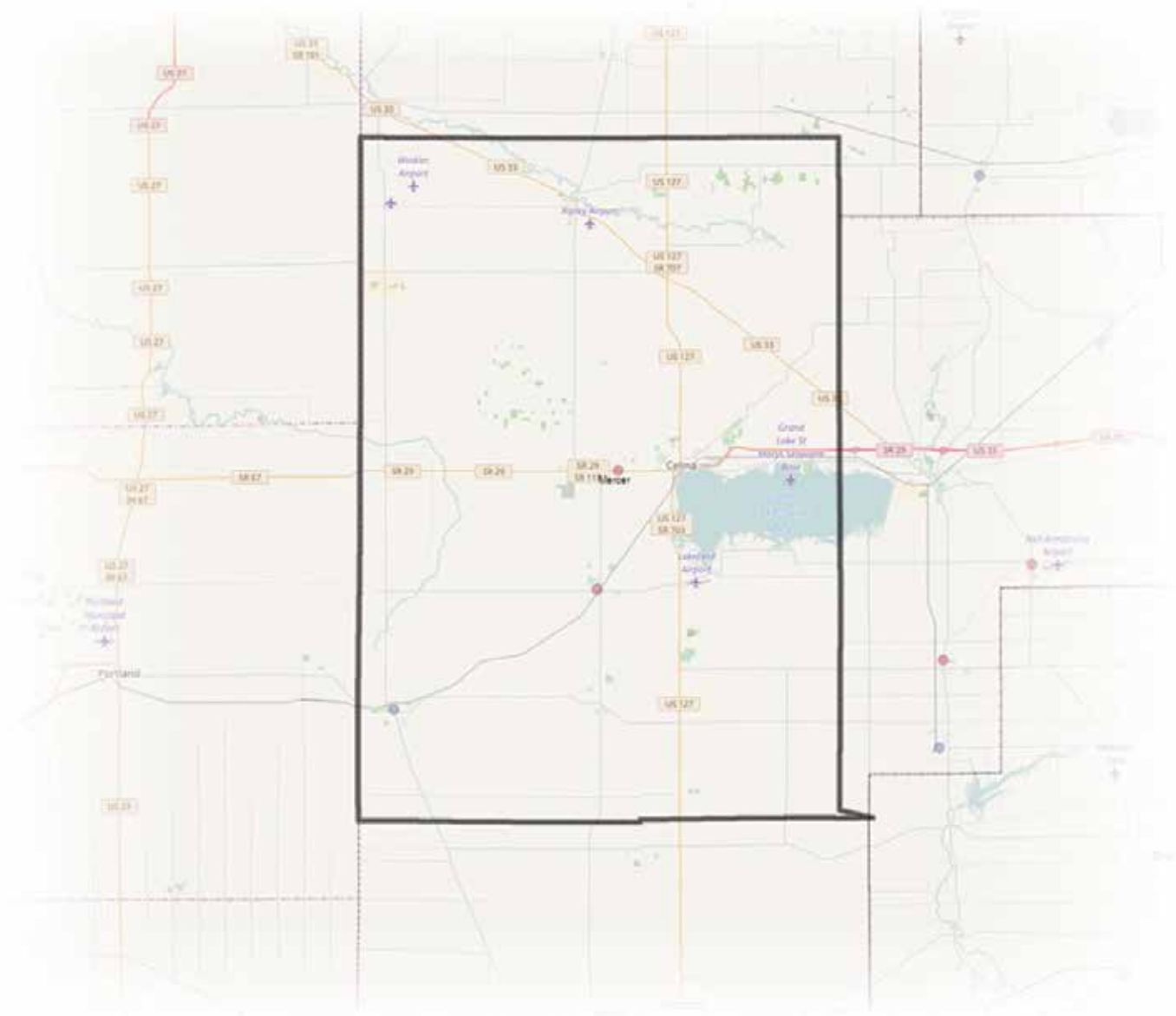
% Population Covered by  
Law Enforcement Agencies  
in any Phase of Certification

**6**

# Law Enforcement  
Agencies in County

**3**

# Law Enforcement  
Agencies in any  
Phase of Certification



50

% Law Enforcement  
Agencies in any  
Phase of Certification

75

# Law Enforcement  
Officers  
in County

42

# Officers in County in  
any Phase of Certification

56

% Officers in County in  
any Phase of Certification

| Agency                          | Agency Size | In Process | Provisional | Final |
|---------------------------------|-------------|------------|-------------|-------|
| Coldwater Police Department     | 10          |            |             | ✓     |
| Fort Recovery Police Department | 2           | ✓          |             |       |
| Mercer County Sheriff's Office  | 30          |            |             | ✓     |

# Miami County

**102,506**

Population  
(2010)

**100**

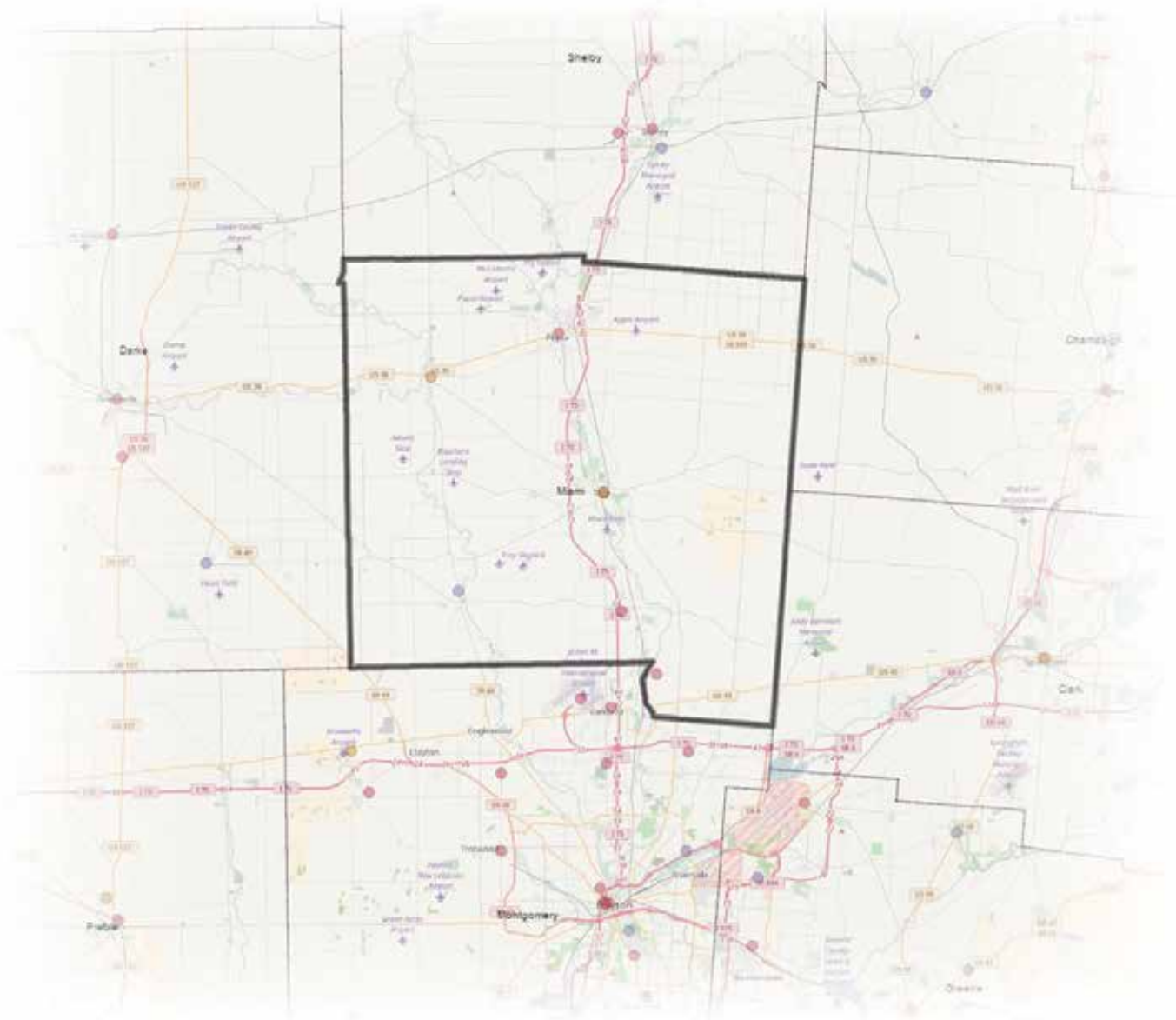
% Population Covered by  
Law Enforcement Agencies  
in any Phase of Certification

**7**

# Law Enforcement  
Agencies in County

**7**

# Law Enforcement  
Agencies in any  
Phase of Certification



100

% Law Enforcement  
Agencies in any  
Phase of Certification

196

# Law Enforcement  
Officers  
in County

196

# Officers in County in  
any Phase of Certification

100

% Officers in County in  
any Phase of Certification

| Agency                        | Agency Size | In Process | Provisional | Final |
|-------------------------------|-------------|------------|-------------|-------|
| Covington Police Department   | 10          |            | ✓           |       |
| Miami County Park District    | 3           |            |             | ✓     |
| Miami County Sheriff's Office | 57          |            |             | ✓     |
| Piqua Police Department       | 45          |            |             | ✓     |
| Tipp City Police Department   | 20          |            |             | ✓     |
| Troy Police Department        | 52          |            | ✓           |       |
| West Milton Police Department | 9           | ✓          |             |       |

**Thanks for all your hard work on this process. OCJS and the partner organizations can be very proud of the way they have accepted the challenge from the Collaborative and are moving Ohio law enforcement forward.**

*- Piqua Police Chief Bruce A. Jamison*

# Monroe County

**14,642**

Population  
(2010)

**81**

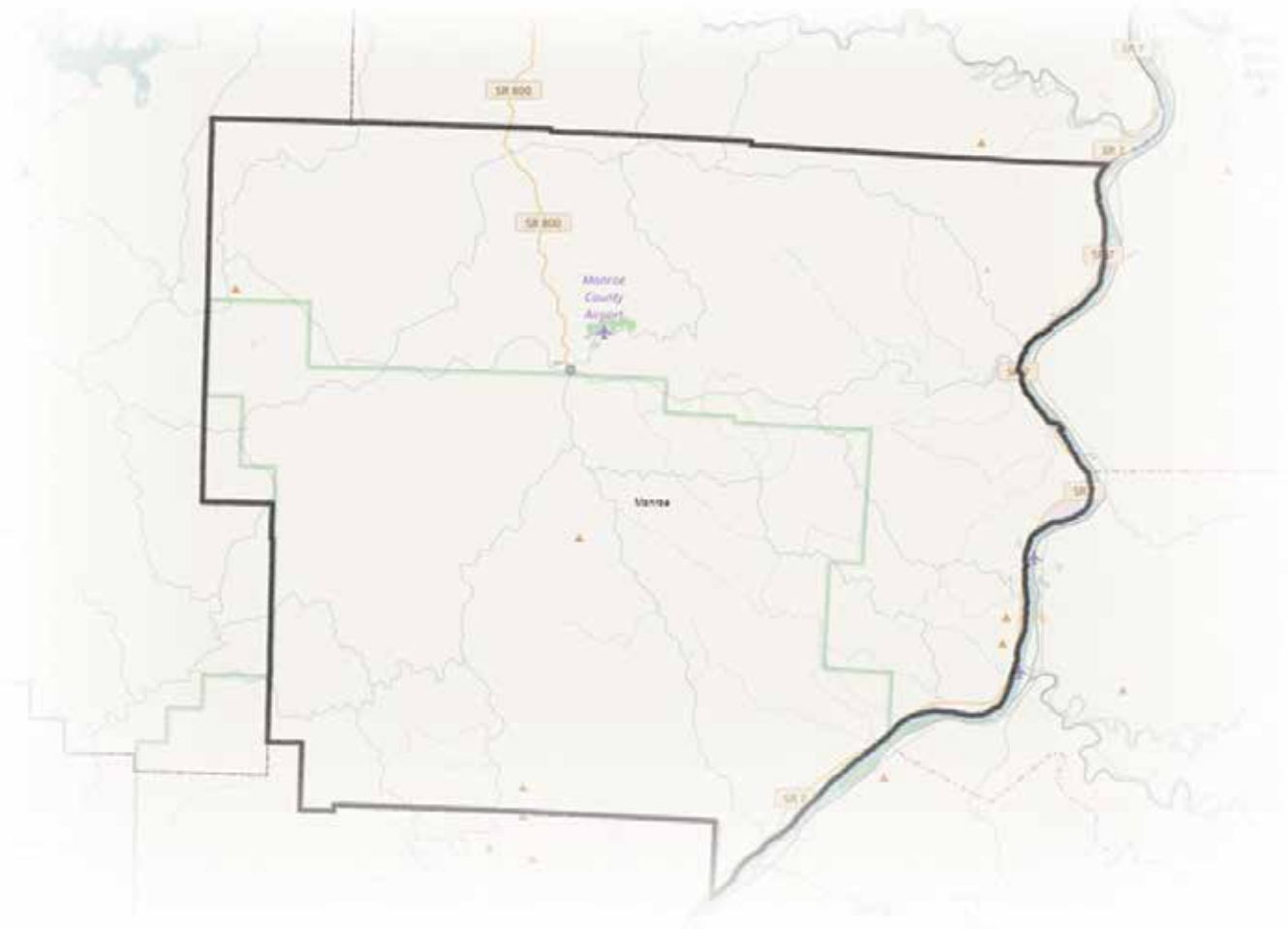
% Population Covered by  
Law Enforcement Agencies  
in any Phase of Certification

**2**

# Law Enforcement  
Agencies in County

**1**

# Law Enforcement  
Agencies in any  
Phase of Certification



50

% Law Enforcement  
Agencies in any  
Phase of Certification

44

# Law Enforcement  
Officers  
in County

35

# Officers in County in  
any Phase of Certification

80

% Officers in County in  
any Phase of Certification

| Agency                         | Agency Size | In Process | Provisional | Final |
|--------------------------------|-------------|------------|-------------|-------|
| Monroe County Sheriff's Office | 35          | ✓          |             |       |



# Montgomery County

**535,153**

Population  
(2010)

**94**

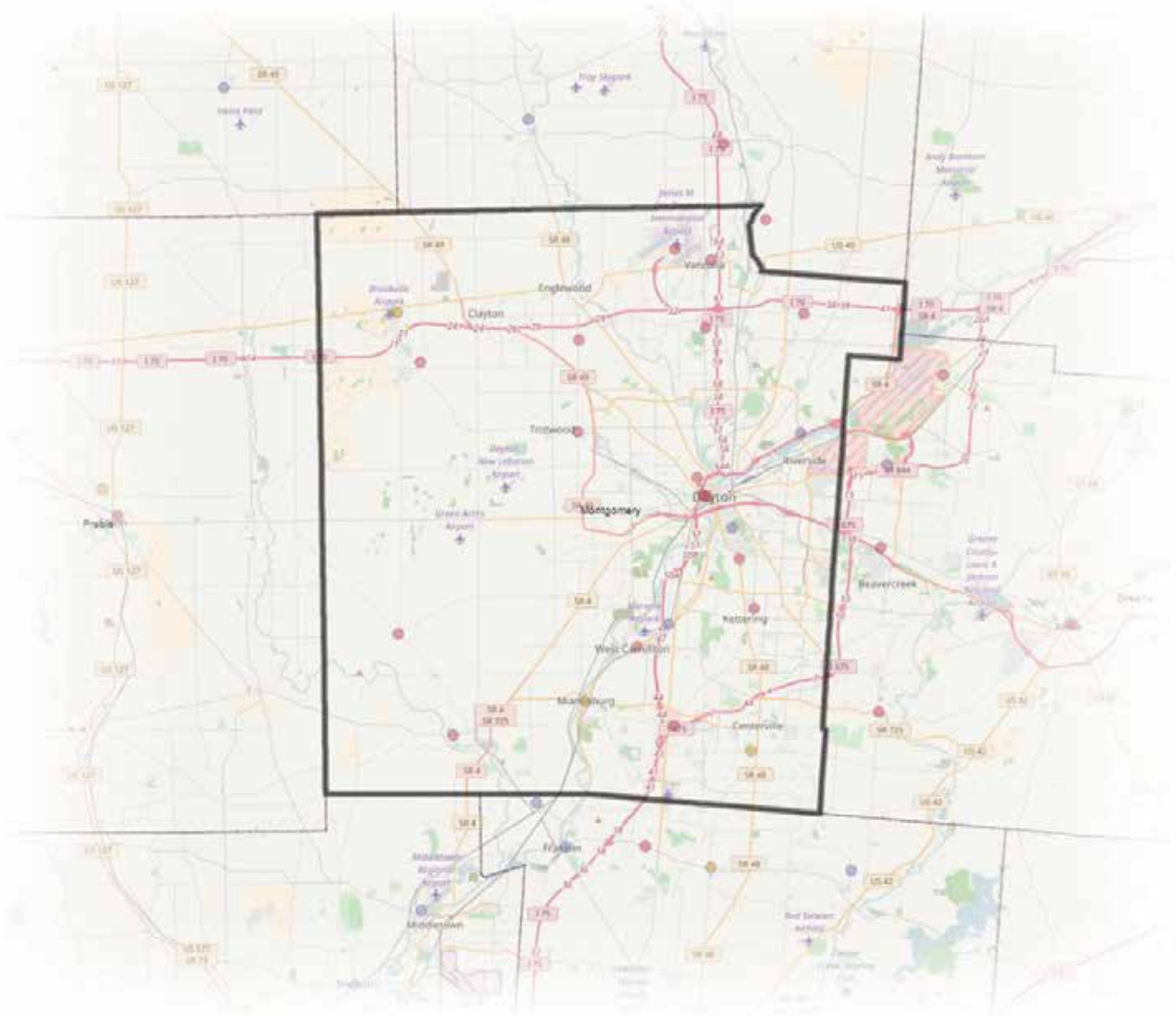
% Population Covered by  
Law Enforcement Agencies  
in any Phase of Certification

**29**

# Law Enforcement  
Agencies in County

**23**

# Law Enforcement  
Agencies in any  
Phase of Certification



79

% Law Enforcement  
Agencies in any  
Phase of Certification

1365

# Law Enforcement  
Officers  
in County

1258

# Officers in County in  
any Phase of Certification

92

% Officers in County in  
any Phase of Certification

| Agency  | Agency Size | In Process | Provisional | Final |
|---|-------------|------------|-------------|-------|
| Brookville Police Department                                  | 24          |            |             | ✓     |
| Butler Township Police Department                             | 16          |            |             | ✓     |
| Centerville Police Department                                 | 39          |            | ✓           |       |
| Clay Township Police Department                               | 15          |            | ✓           |       |
| Clayton Police Department                                     | 19          |            |             | ✓     |
| Dayton International Airport Police Division                  | 29          |            |             | ✓     |
| Dayton Police Department                                      | 358         |            |             | ✓     |
| German Township Police Department                             | 6           |            |             | ✓     |
| Grandview Medical Center Police Department                    | 57          |            |             | ✓     |
| Huber Heights Police Department                               | 55          |            |             | ✓     |
| Jackson Township Police Department                            | 18          |            |             | ✓     |
| Kettering Police Department                                   | 83          |            |             | ✓     |
| Miami Township Police Department                              | 39          |            |             | ✓     |
| Miamisburg Police Department                                  | 34          |            | ✓           |       |
| Montgomery County Sheriff's Office                            | 240         |            |             | ✓     |
| Moraine Police Department                                     | 26          | ✓          |             |       |
| Oakwood Public Safety Department                              | 29          |            |             | ✓     |
| Riverside Police Department                                   | 29          | ✓          |             |       |
| Sinclair Community College Police Department of Public Safety | 22          |            |             | ✓     |
| Trotwood Police Department                                    | 33          |            |             | ✓     |
| University of Dayton Department of Public Safety              | 30          | ✓          |             |       |
| Vandalia Division of Police                                   | 32          |            |             | ✓     |
| West Carrollton Police Department                             | 25          |            |             | ✓     |

# Morgan County

**15,054**

Population  
(2010)

**100**

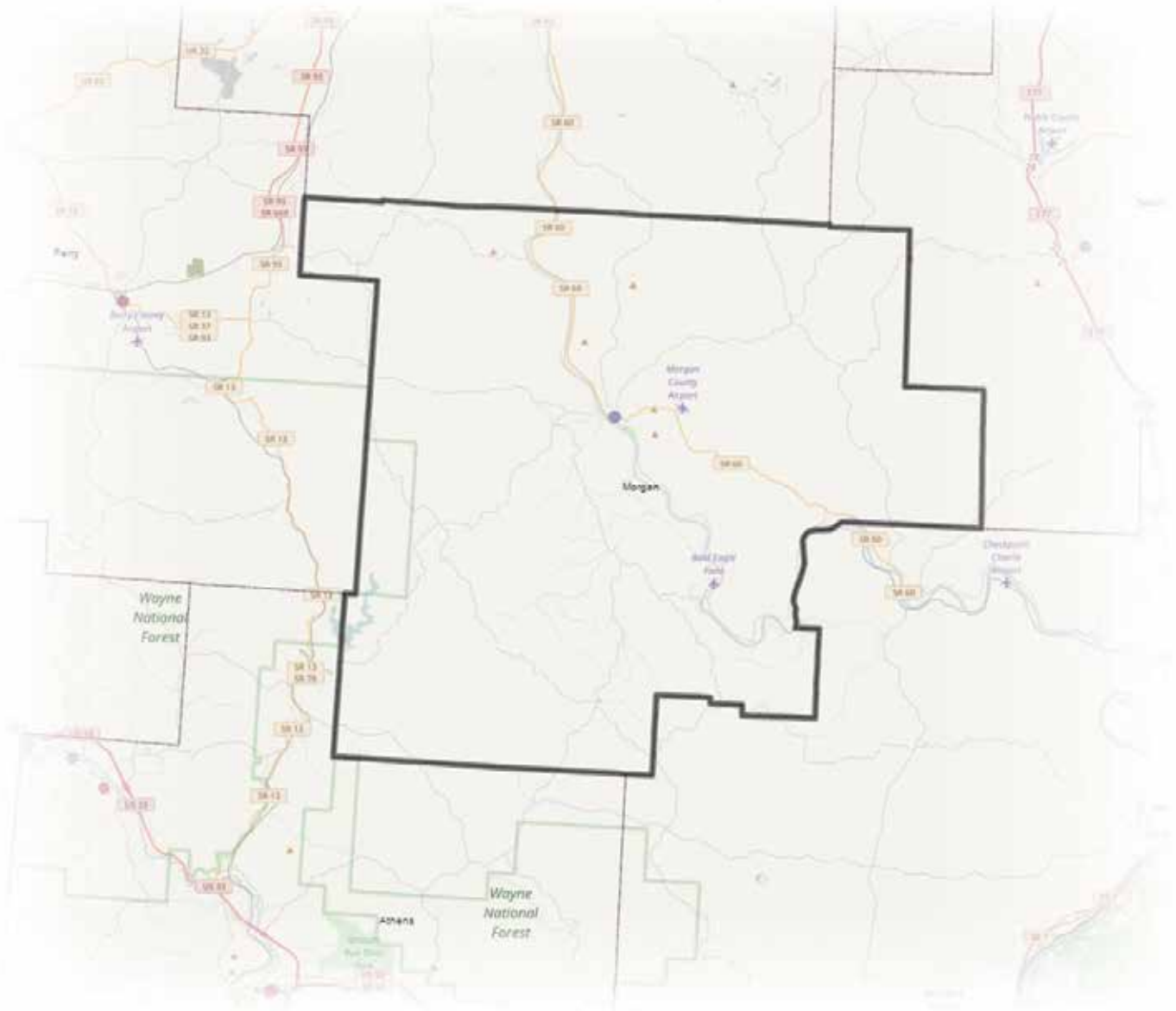
% Population Covered by  
Law Enforcement Agencies  
in any Phase of Certification

**2**

# Law Enforcement  
Agencies in County

**2**

# Law Enforcement  
Agencies in any  
Phase of Certification



100

% Law Enforcement  
Agencies in any  
Phase of Certification

18

# Law Enforcement  
Officers  
in County

18

# Officers in County in  
any Phase of Certification

100

% Officers in County in  
any Phase of Certification

| Agency                           | Agency Size | In Process | Provisional | Final |
|----------------------------------|-------------|------------|-------------|-------|
| McConnelsville Police Department | 7           | ✓          |             |       |
| Morgan County Sheriff's Office   | 11          | ✓          |             |       |

# Morrow County

**34,827**

Population  
(2010)

**82**

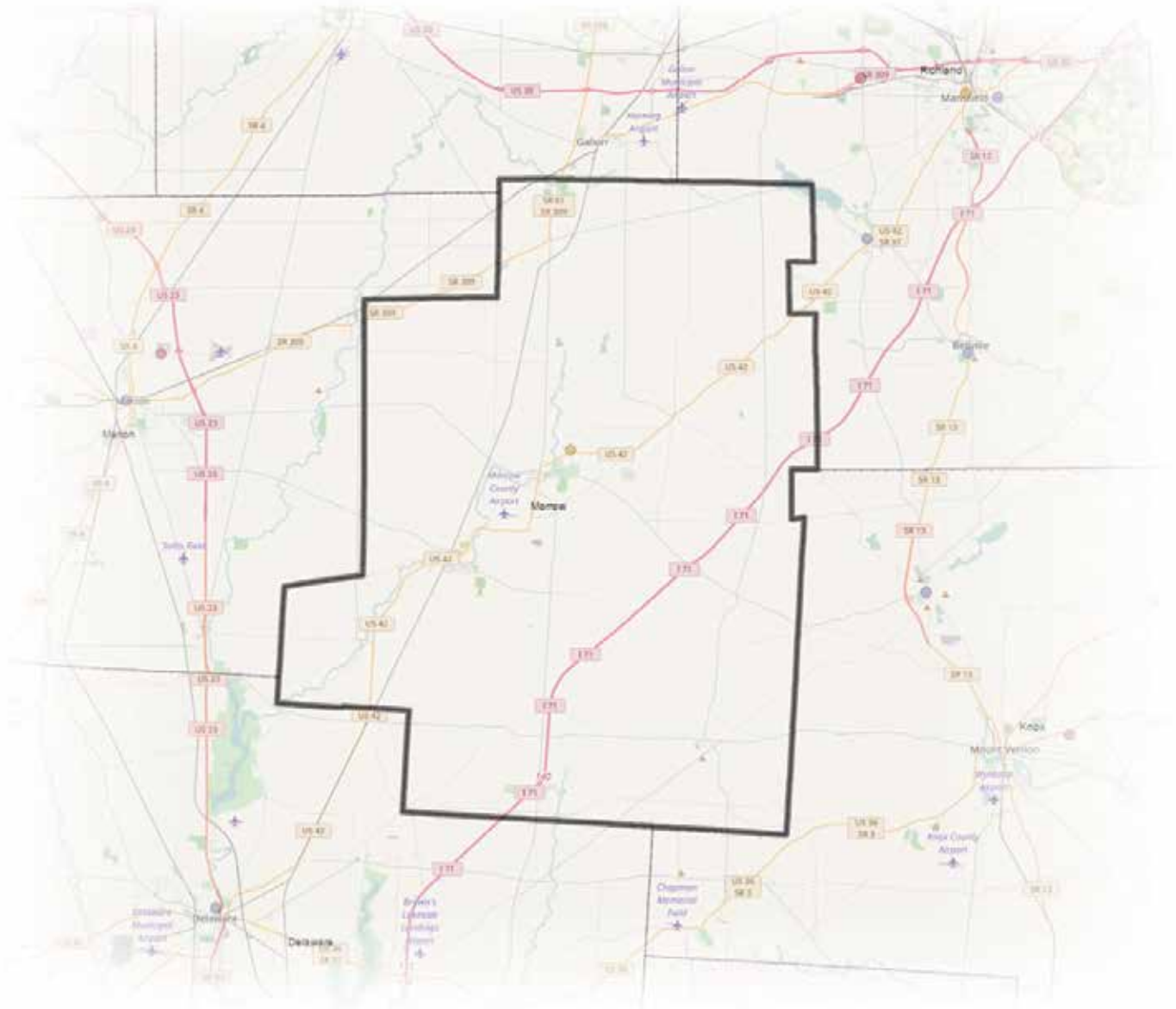
% Population Covered by  
Law Enforcement Agencies  
in any Phase of Certification

**3**

# Law Enforcement  
Agencies in County

**1**

# Law Enforcement  
Agencies in any  
Phase of Certification



33

% Law Enforcement  
Agencies in any  
Phase of Certification

55

# Law Enforcement  
Officers  
in County

32

# Officers in County in  
any Phase of Certification

58

% Officers in County in  
any Phase of Certification

| Agency                         | Agency Size | In Process | Provisional | Final |
|--------------------------------|-------------|------------|-------------|-------|
| Morrow County Sheriff's Office | 32          |            | ✓           |       |

# Muskingum County

**86,074**

Population  
(2010)

**89**

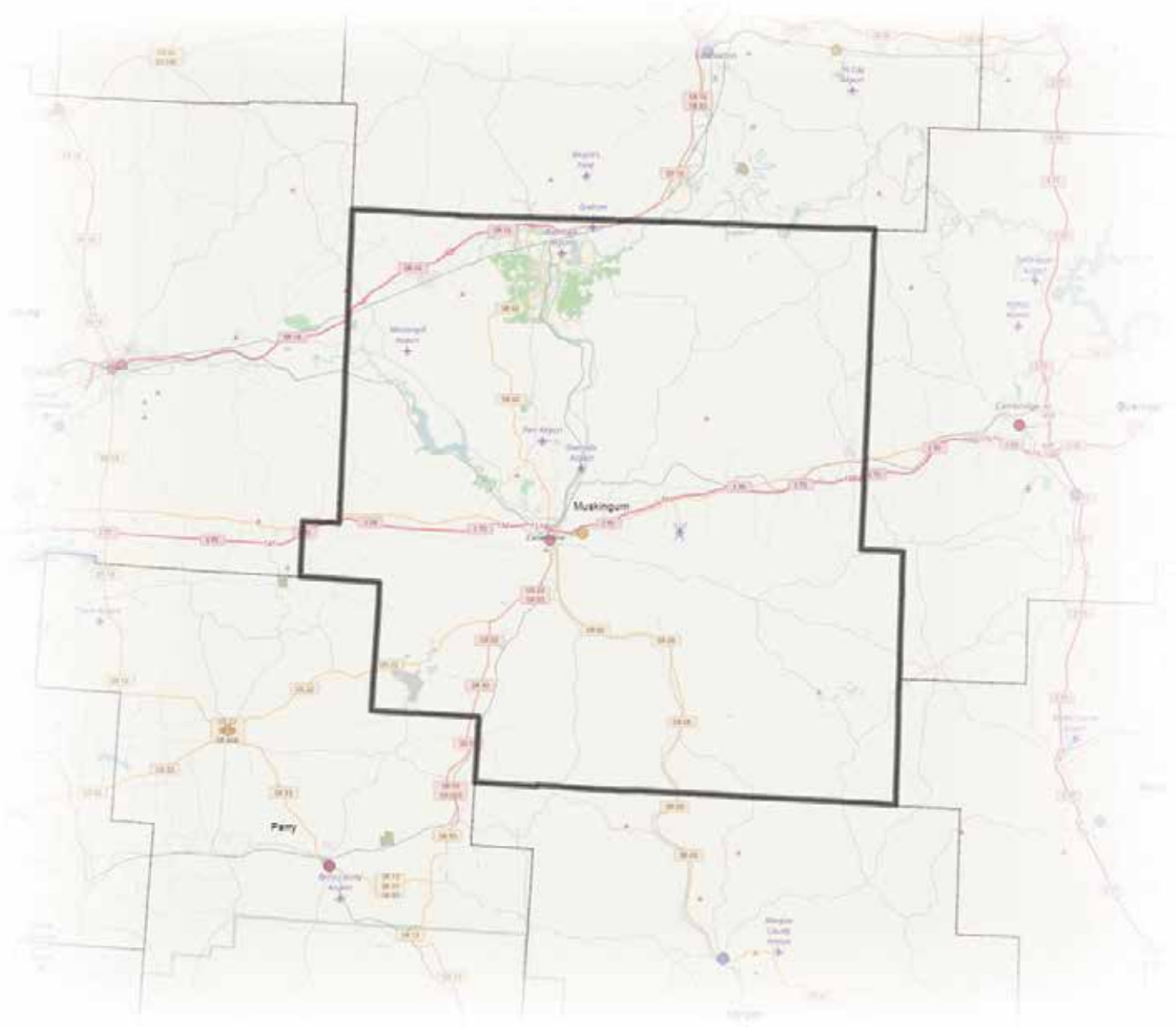
% Population Covered by  
Law Enforcement Agencies  
in any Phase of Certification

**7**

# Law Enforcement  
Agencies in County

**2**

# Law Enforcement  
Agencies in any  
Phase of Certification



29

% Law Enforcement  
Agencies in any  
Phase of Certification

196

# Law Enforcement  
Officers  
in County

155

# Officers in County in  
any Phase of Certification

79

% Officers in County in  
any Phase of Certification

| Agency                            | Agency Size | In Process | Provisional | Final |
|-----------------------------------|-------------|------------|-------------|-------|
| Muskingum County Sheriff's Office | 103         |            | ✓           |       |
| Zanesville City Police Department | 52          |            |             | ✓     |



# Noble County

**14,645**

Population  
(2010)

**100**

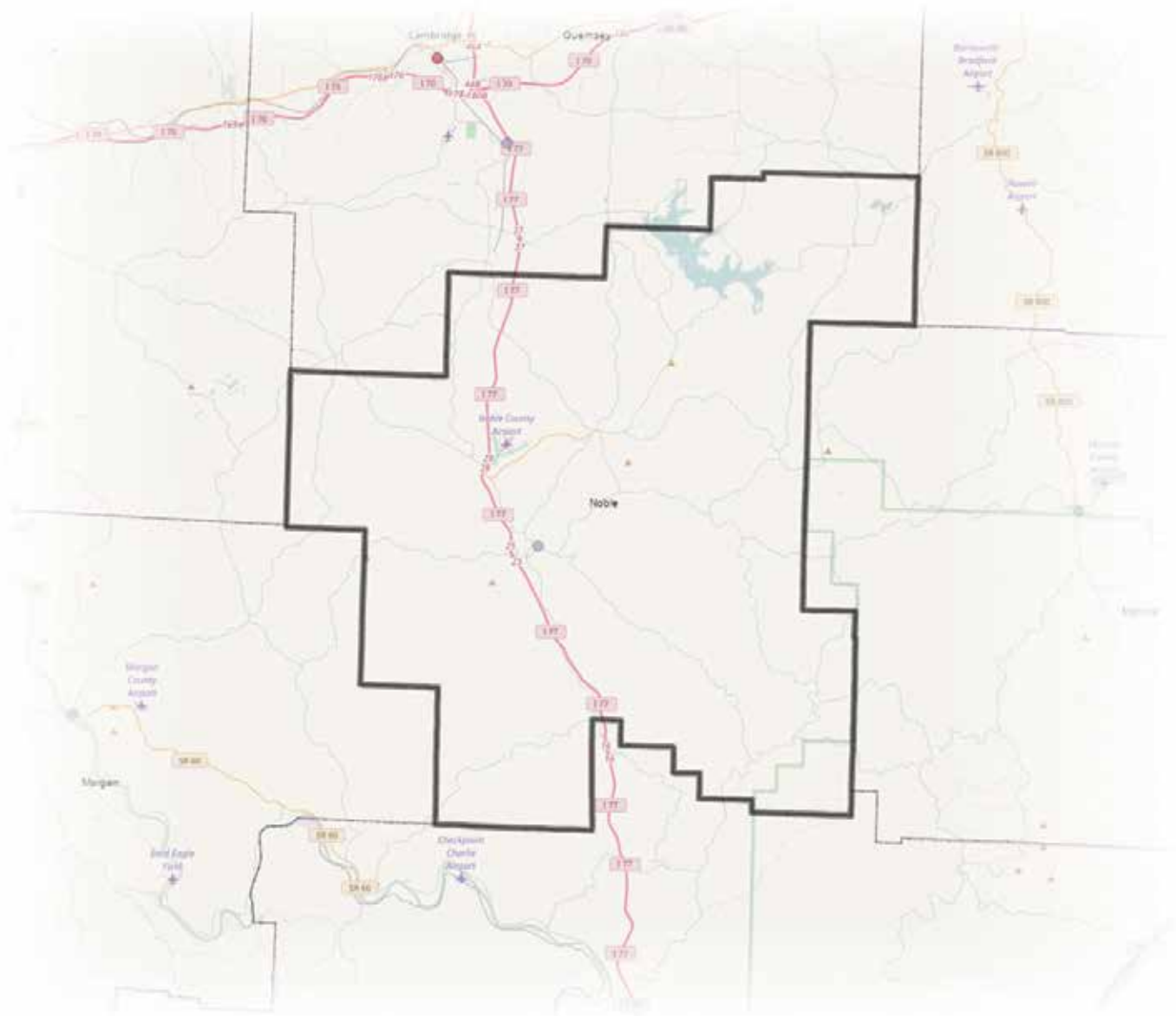
% Population Covered by  
Law Enforcement Agencies  
in any Phase of Certification

**1**

# Law Enforcement  
Agencies in County

**1**

# Law Enforcement  
Agencies in any  
Phase of Certification



100

% Law Enforcement  
Agencies in any  
Phase of Certification

20

# Law Enforcement  
Officers  
in County

20

# Officers in County in  
any Phase of Certification

100

% Officers in County in  
any Phase of Certification

| Agency                        | Agency Size | In Process | Provisional | Final |
|-------------------------------|-------------|------------|-------------|-------|
| Noble County Sheriff's Office | 20          | ✓          |             |       |

# Ottawa County

41,428

Population  
(2010)

80

% Population Covered by  
Law Enforcement Agencies  
in any Phase of Certification

13

## # Law Enforcement Agencies in County

10

# Law Enforcement  
Agencies in any  
Phase of Certification



77

% Law Enforcement  
Agencies in any  
Phase of Certification

185

# Law Enforcement  
Officers  
in County

165

# Officers in County in  
any Phase of Certification

89

% Officers in County in  
any Phase of Certification

| Agency                             | Agency Size | In Process | Provisional | Final |
|------------------------------------|-------------|------------|-------------|-------|
| Carroll Township Police Department | 9           |            | ✓           |       |
| Clay Center Police Department      | 6           | ✓          |             |       |
| Clay Township Police Department    | 16          |            |             | ✓     |
| Danbury Township Police Department | 8           |            |             | ✓     |
| Elmore Police Department           | 8           |            |             | ✓     |
| Genoa Police Department            | 9           |            |             | ✓     |
| Oak Harbor Police Department       | 11          |            |             | ✓     |
| Ottawa County Sheriff's Office     | 56          |            |             | ✓     |
| Port Clinton Police Department     | 19          |            |             | ✓     |
| Put-In-Bay Police Department       | 23          | ✓          |             |       |

# Paulding County

19,614

Population  
(2010)

65

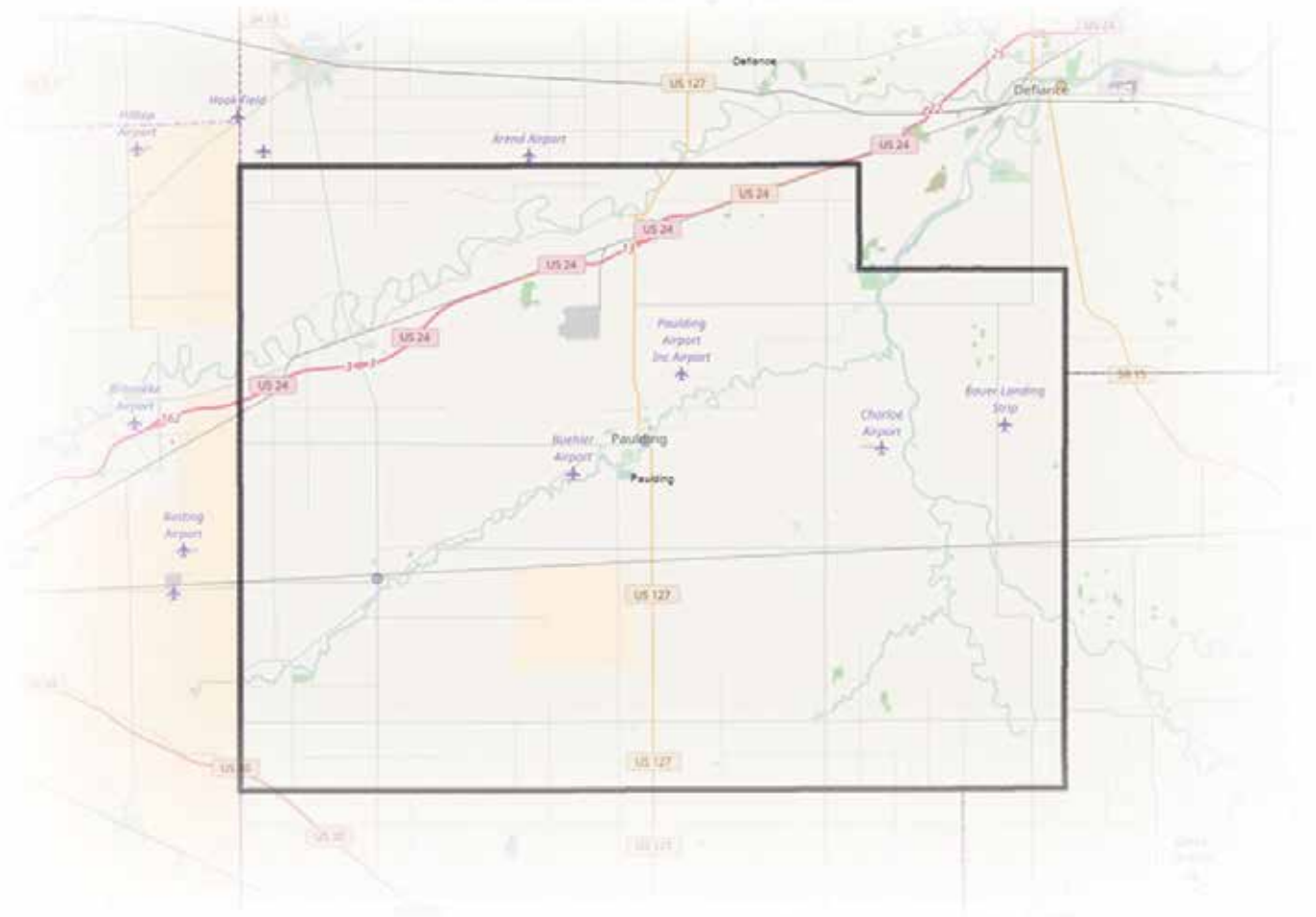
% Population Covered by  
Law Enforcement Agencies  
in any Phase of Certification

7

# Law Enforcement  
Agencies in County

2

# Law Enforcement  
Agencies in any  
Phase of Certification



29

% Law Enforcement  
Agencies in any  
Phase of Certification

80

# Law Enforcement  
Officers  
in County

41

# Officers in County in  
any Phase of Certification

51

% Officers in County in  
any Phase of Certification

| Agency                           | Agency Size | In Process | Provisional | Final |
|----------------------------------|-------------|------------|-------------|-------|
| Paulding County Sheriff's Office | 38          | ✓          |             |       |
| Payne Police Department          | 3           | ✓          |             |       |

# Perry County

36,058

Population  
(2010)

83

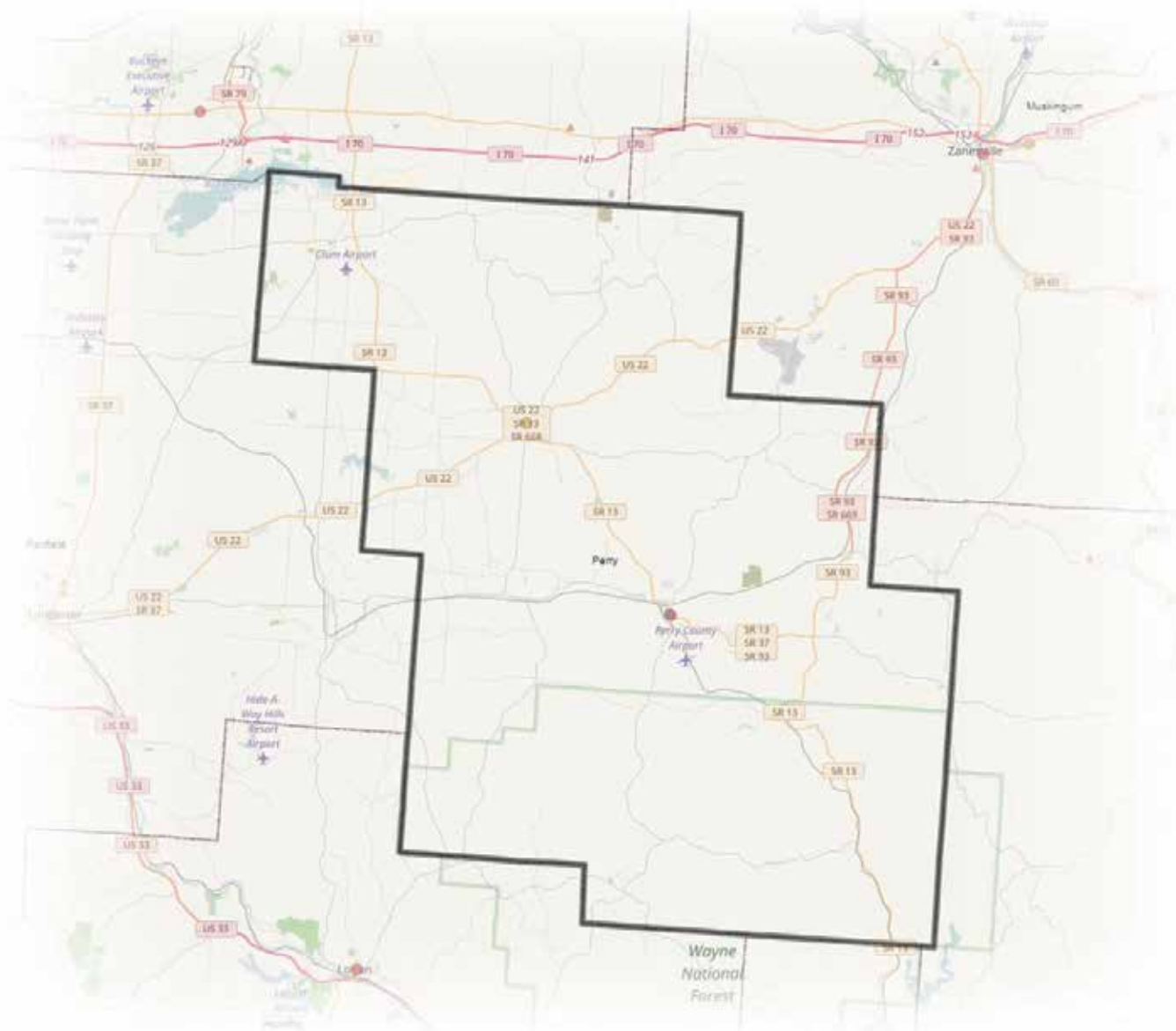
% Population Covered by  
Law Enforcement Agencies  
in any Phase of Certification

9

## # Law Enforcement Agencies in County

3

## # Law Enforcement Agencies in any Phase of Certification



33

% Law Enforcement  
Agencies in any  
Phase of Certification

95

# Law Enforcement  
Officers  
in County

56

# Officers in County in  
any Phase of Certification

59

% Officers in County in  
any Phase of Certification

| Agency                          | Agency Size | In Process | Provisional | Final |
|---------------------------------|-------------|------------|-------------|-------|
| New Lexington Police Department | 14          |            |             | ✓     |
| Perry County Sheriff's Office   | 36          | ✓          |             |       |
| Somerset Police Department      | 6           |            | ✓           |       |



# Pickaway County

**55,698**

Population  
(2010)

**89**

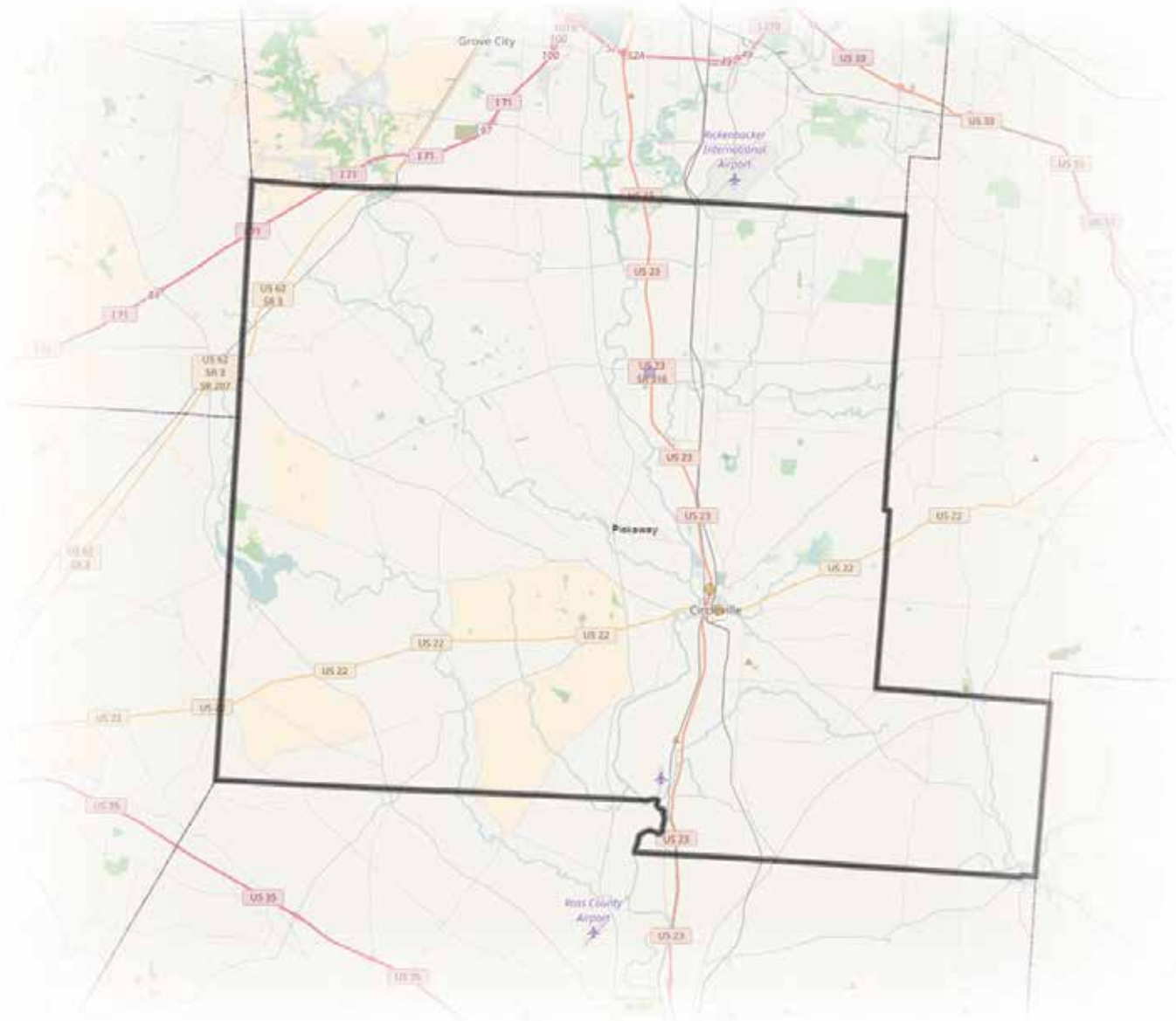
% Population Covered by  
Law Enforcement Agencies  
in any Phase of Certification

**6**

# Law Enforcement  
Agencies in County

**3**

# Law Enforcement  
Agencies in any  
Phase of Certification



50

% Law Enforcement  
Agencies in any  
Phase of Certification

149

# Law Enforcement  
Officers  
in County

114

# Officers in County in  
any Phase of Certification

77

% Officers in County in  
any Phase of Certification

| Agency                             | Agency Size | In Process | Provisional | Final |
|------------------------------------|-------------|------------|-------------|-------|
| Circleville Police Department      | 28          |            | ✓           |       |
| Pickaway County Sheriff's Office   | 68          |            | ✓           |       |
| South Bloomfield Police Department | 18          | ✓          |             |       |

# Pike County

**28,709**

Population  
(2010)

**77**

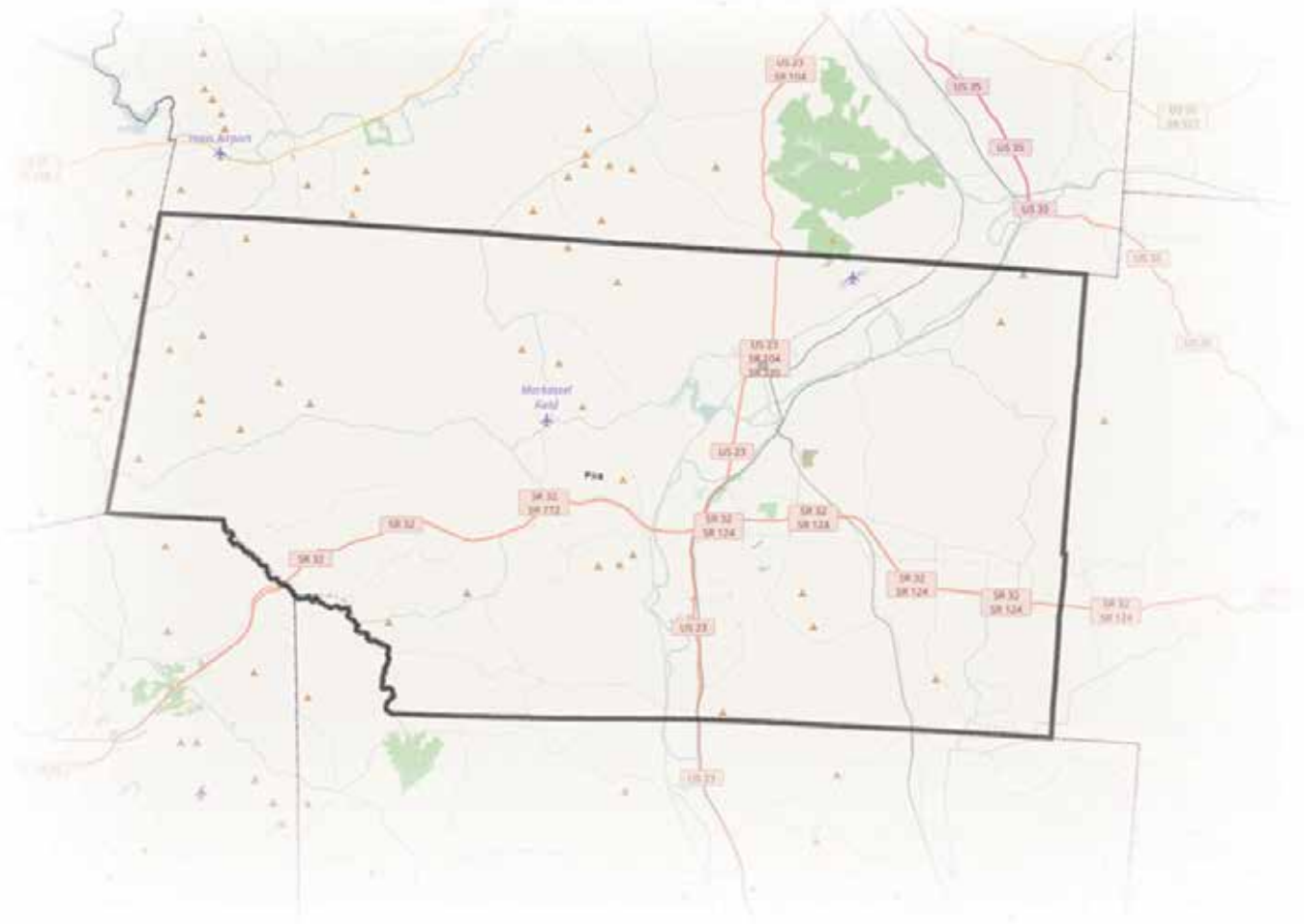
% Population Covered by  
Law Enforcement Agencies  
in any Phase of Certification

**3**

# Law Enforcement  
Agencies in County

**1**

# Law Enforcement  
Agencies in any  
Phase of Certification



33

% Law Enforcement  
Agencies in any  
Phase of Certification

134

# Law Enforcement  
Officers  
in County

101

# Officers in County in  
any Phase of Certification

75

% Officers in County in  
any Phase of Certification

| Agency                       | Agency Size | In Process | Provisional | Final |
|------------------------------|-------------|------------|-------------|-------|
| Pike County Sheriff's Office | 101         | ✓          |             |       |

# Portage County

**161,419**

Population  
(2010)

**92**

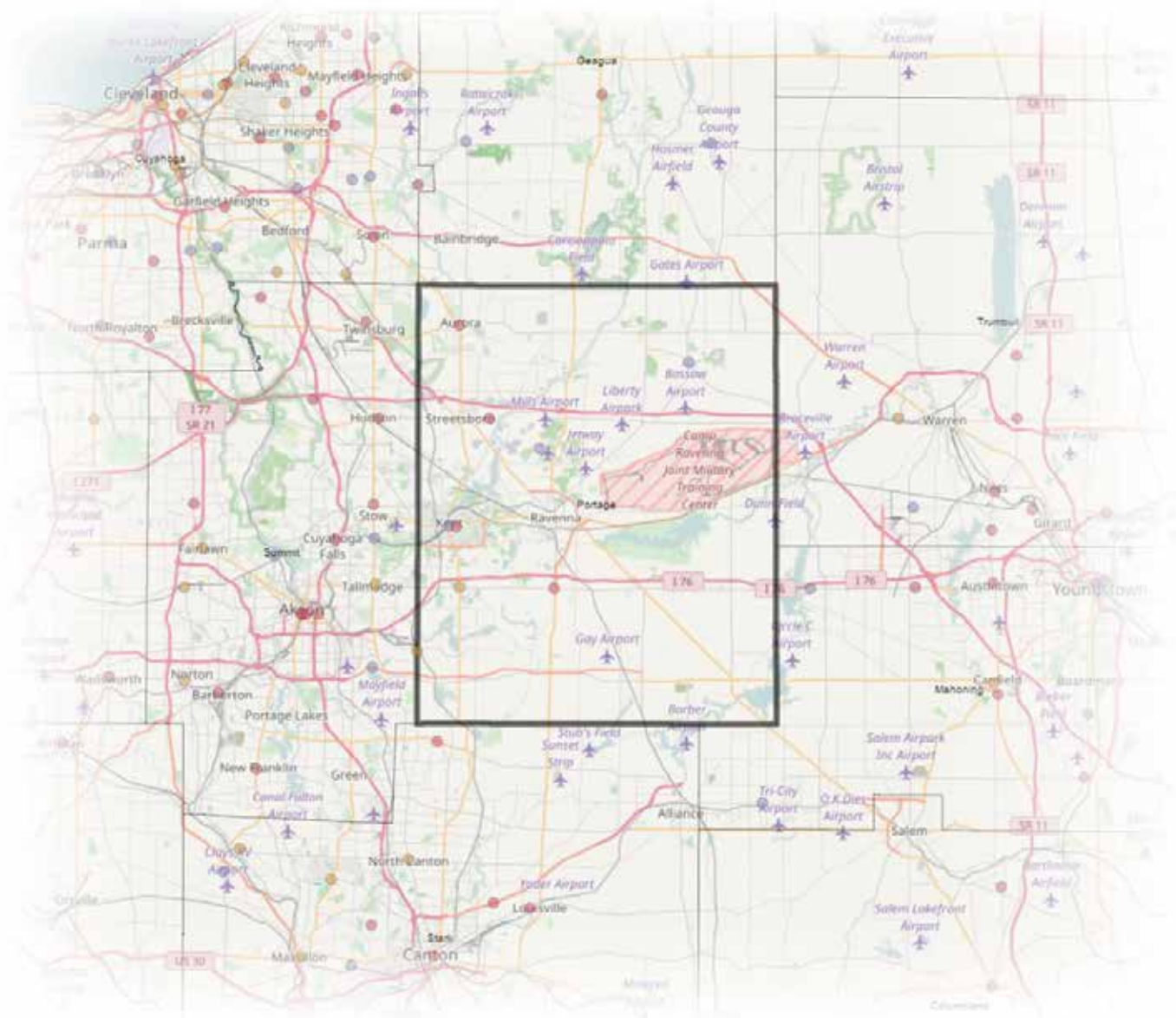
% Population Covered by  
Law Enforcement Agencies  
in any Phase of Certification

**14**

# Law Enforcement  
Agencies in County

**9**

# Law Enforcement  
Agencies in any  
Phase of Certification



64

% Law Enforcement  
Agencies in any  
Phase of Certification

419

# Law Enforcement  
Officers  
in County

317

# Officers in County in  
any Phase of Certification

76

% Officers in County in  
any Phase of Certification

| Agency  | Agency Size | In Process | Provisional | Final |
|---|-------------|------------|-------------|-------|
| Aurora Police Department                            | 35          |            |             | ✓     |
| Brimfield Police Department                         | 21          |            | ✓           |       |
| Garrettsville Police Department                     | 13          | ✓          |             |       |
| Kent Police Department                              | 44          | ✓          |             |       |
| Kent State University Police Department             | 31          |            |             | ✓     |
| Mogadore Police Department                          | 8           |            | ✓           |       |
| Northeast Ohio Medical University Police Department | 7           |            |             | ✓     |
| Portage County Sheriff's Office                     | 115         | ✓          |             |       |
| Streetsboro Police Department                       | 43          |            |             | ✓     |

# Preble County

**42,270**

Population  
(2010)

**79**

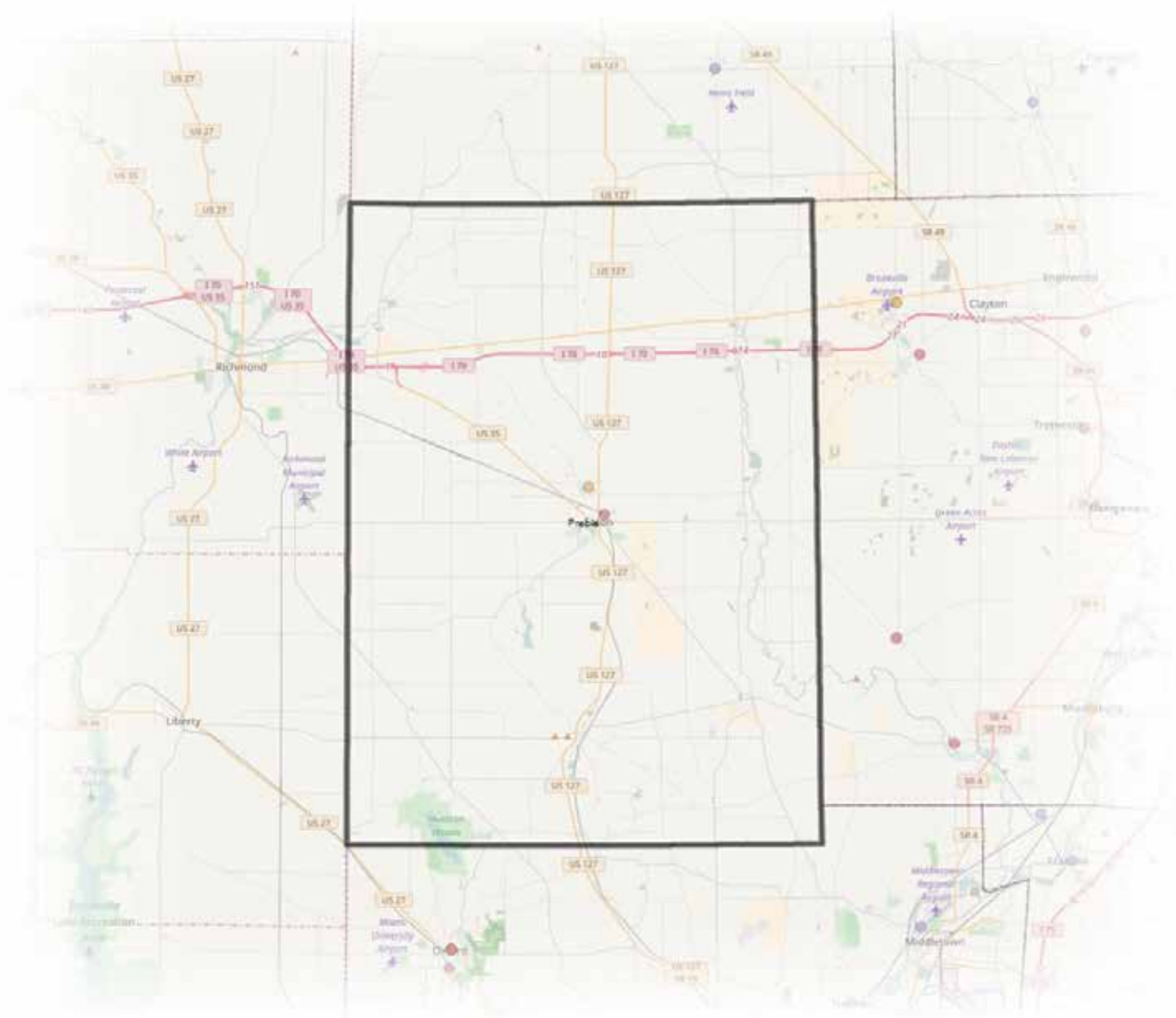
% Population Covered by  
Law Enforcement Agencies  
in any Phase of Certification

**7**

# Law Enforcement  
Agencies in County

**2**

# Law Enforcement  
Agencies in any  
Phase of Certification



29

% Law Enforcement  
Agencies in any  
Phase of Certification

112

# Law Enforcement  
Officers  
in County

65

# Officers in County in  
any Phase of Certification

58

% Officers in County in  
any Phase of Certification

| Agency                         | Agency Size | In Process | Provisional | Final |
|--------------------------------|-------------|------------|-------------|-------|
| Eaton Police Division          | 16          |            |             | ✓     |
| Preble County Sheriff's Office | 49          |            | ✓           |       |



# Putnam County

**34,499**

Population  
(2010)

**59**

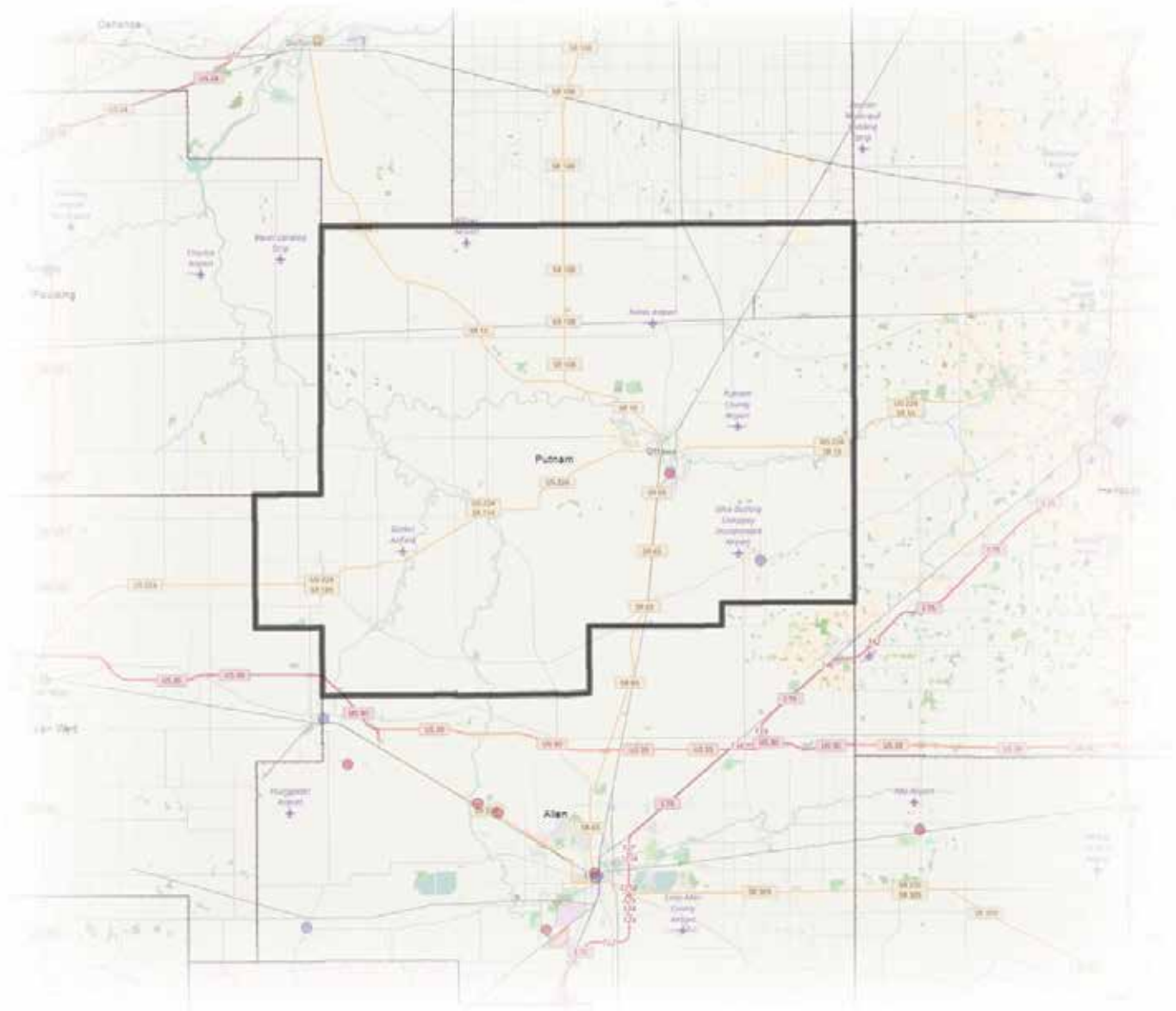
% Population Covered by  
Law Enforcement Agencies  
in any Phase of Certification

**11**

# Law Enforcement  
Agencies in County

**2**

# Law Enforcement  
Agencies in any  
Phase of Certification



18

% Law Enforcement  
Agencies in any  
Phase of Certification

94

# Law Enforcement  
Officers  
in County

44

# Officers in County in  
any Phase of Certification

47

% Officers in County in  
any Phase of Certification

| Agency                         | Agency Size | In Process | Provisional | Final |
|--------------------------------|-------------|------------|-------------|-------|
| Pandora Police Department      | 5           | ✓          |             |       |
| Putnam County Sheriff's Office | 39          |            |             | ✓     |

# Richland County

**124,475**

Population  
(2010)

**100**

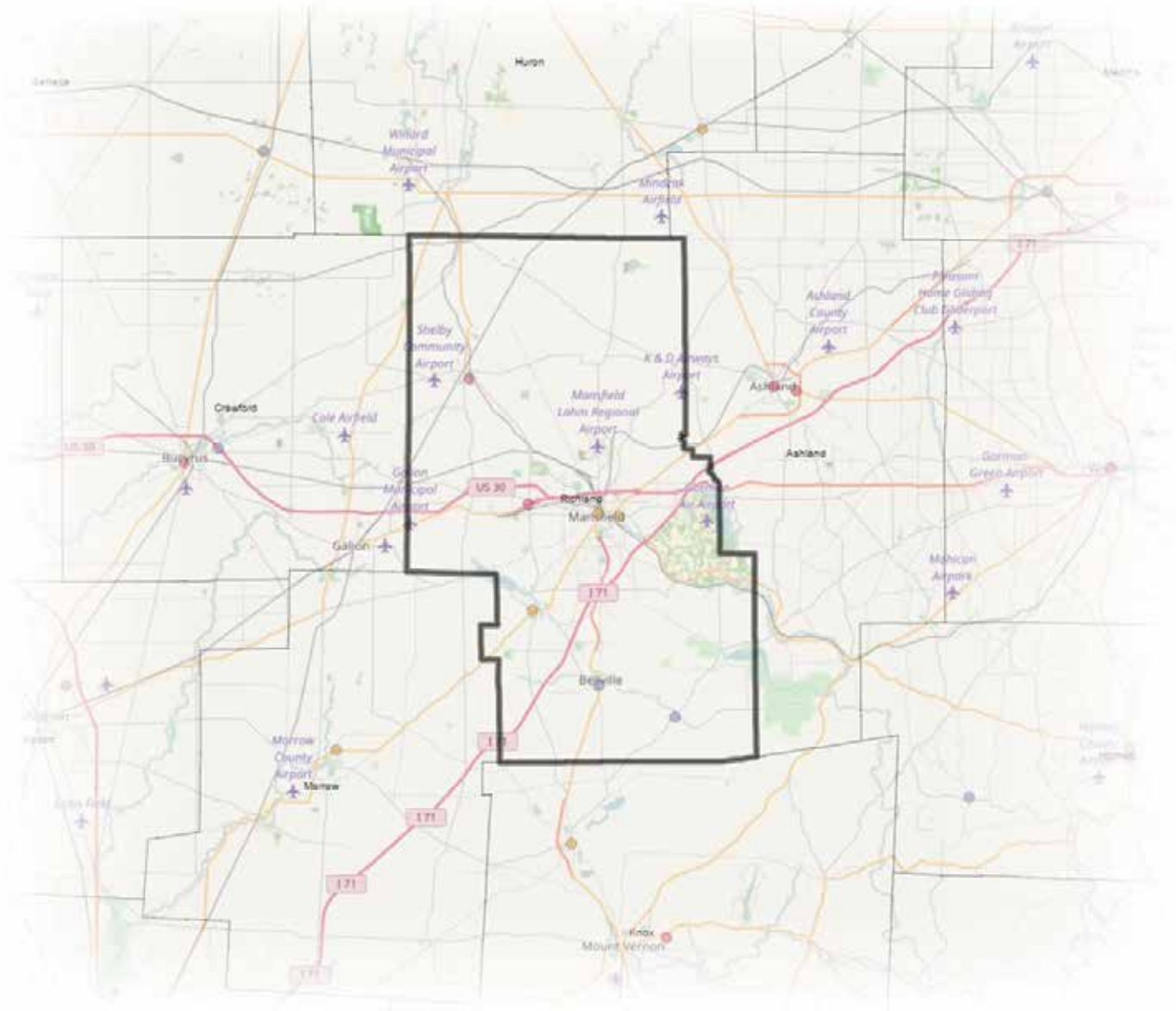
% Population Covered by  
Law Enforcement Agencies  
in any Phase of Certification

**7**

# Law Enforcement  
Agencies in County

**7**

# Law Enforcement  
Agencies in any  
Phase of Certification



100

% Law Enforcement  
Agencies in any  
Phase of Certification

216

# Law Enforcement  
Officers  
in County

216

# Officers in County in  
any Phase of Certification

100

% Officers in County in  
any Phase of Certification

| Agency                           | Agency Size | In Process | Provisional | Final |
|----------------------------------|-------------|------------|-------------|-------|
| Bellville Police Department      | 10          | ✓          |             |       |
| Butler Police Department         | 3           | ✓          |             |       |
| Lexington Police Department      | 18          |            | ✓           |       |
| Mansfield Division of Police     | 90          |            | ✓           |       |
| Ontario Police Department        | 21          |            |             | ✓     |
| Richland County Sheriff's Office | 56          |            | ✓           |       |
| Shelby Police Department         | 18          |            |             | ✓     |

# Ross County

**78,064**

Population  
(2010)

**100**

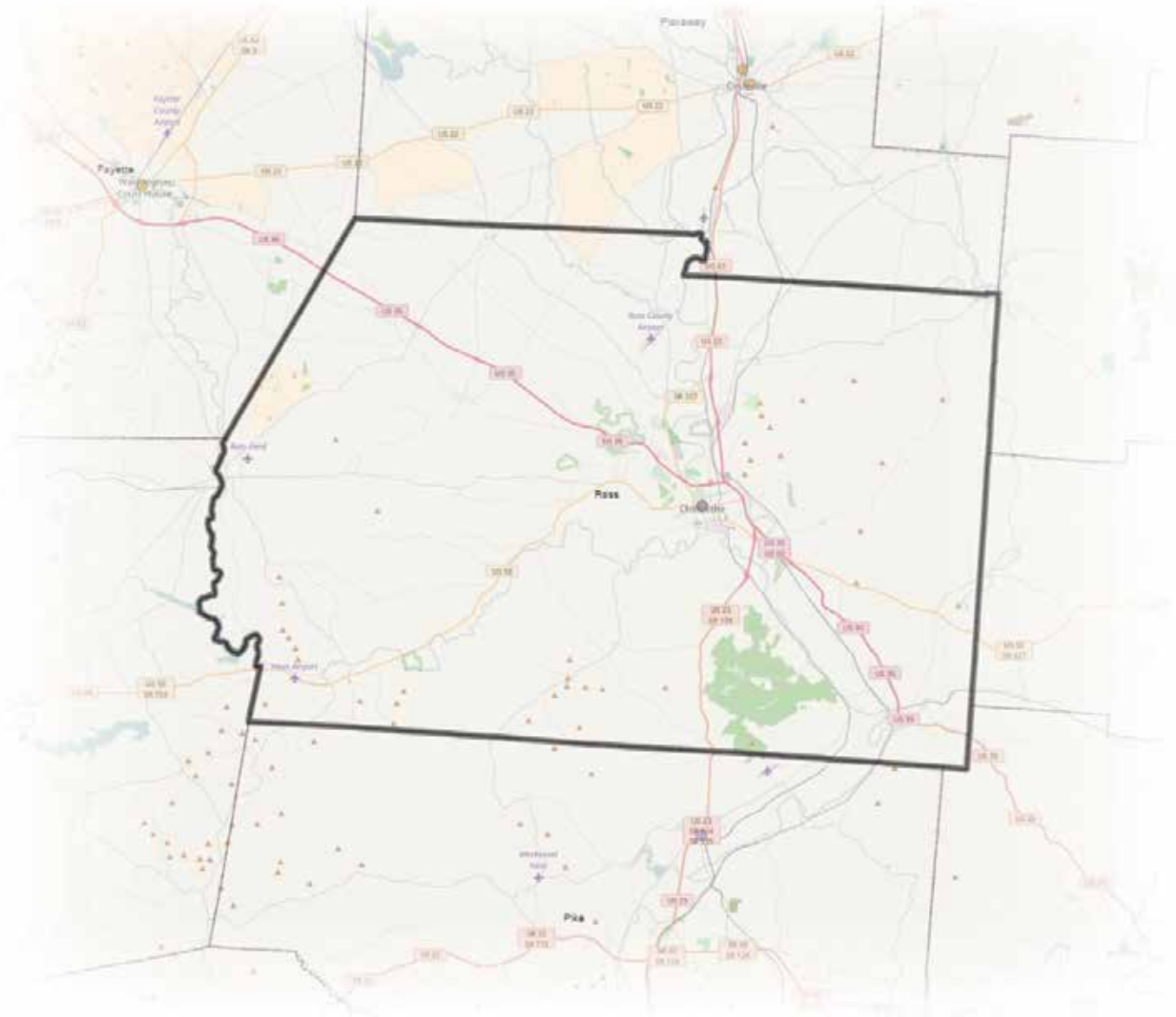
% Population Covered by  
Law Enforcement Agencies  
in any Phase of Certification

**2**

# Law Enforcement  
Agencies in County

**2**

# Law Enforcement  
Agencies in any  
Phase of Certification



100

% Law Enforcement  
Agencies in any  
Phase of Certification

213

# Law Enforcement  
Officers  
in County

213

# Officers in County in  
any Phase of Certification

100

% Officers in County in  
any Phase of Certification

| Agency                        | Agency Size | In Process | Provisional | Final |
|-------------------------------|-------------|------------|-------------|-------|
| Chillicothe Police Department | 65          | ✓          |             |       |
| Ross County Sheriff's Office  | 148         |            | ✓           |       |

# Sandusky County

**60,944**

Population  
(2010)

**85**

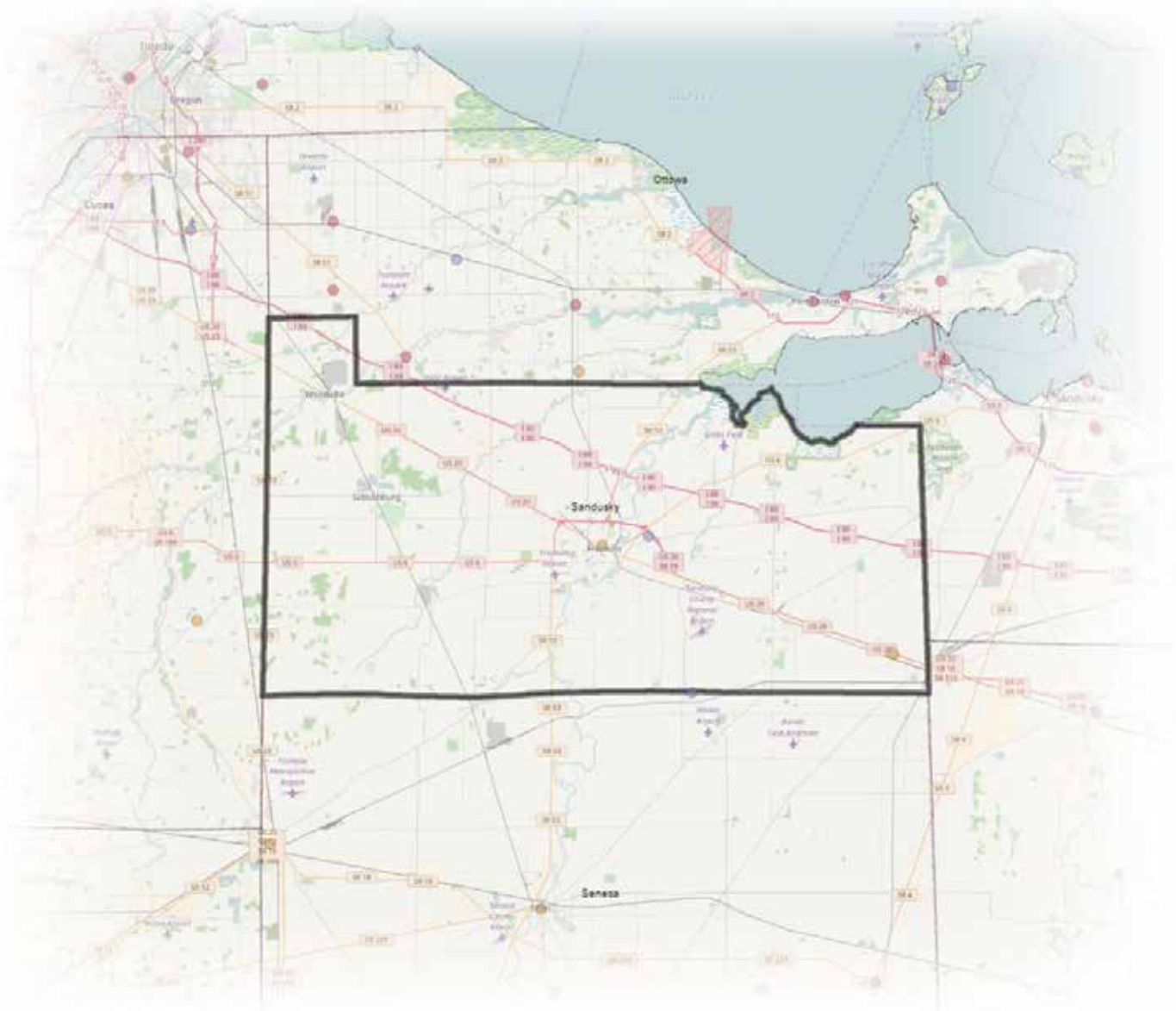
% Population Covered by  
Law Enforcement Agencies  
in any Phase of Certification

**5**

# Law Enforcement  
Agencies in County

**3**

# Law Enforcement  
Agencies in any  
Phase of Certification



60

% Law Enforcement  
Agencies in any  
Phase of Certification

121

# Law Enforcement  
Officers  
in County

94

# Officers in County in  
any Phase of Certification

78

% Officers in County in  
any Phase of Certification

| Agency                           | Agency Size | In Process | Provisional | Final |
|----------------------------------|-------------|------------|-------------|-------|
| Fremont Police Department        | 29          |            | ✓           |       |
| Sandusky County Sheriff's Office | 49          | ✓          |             |       |
| Woodville Police Department      | 16          | ✓          |             |       |



# Scioto County

**79,499**

Population  
(2010)

**28**

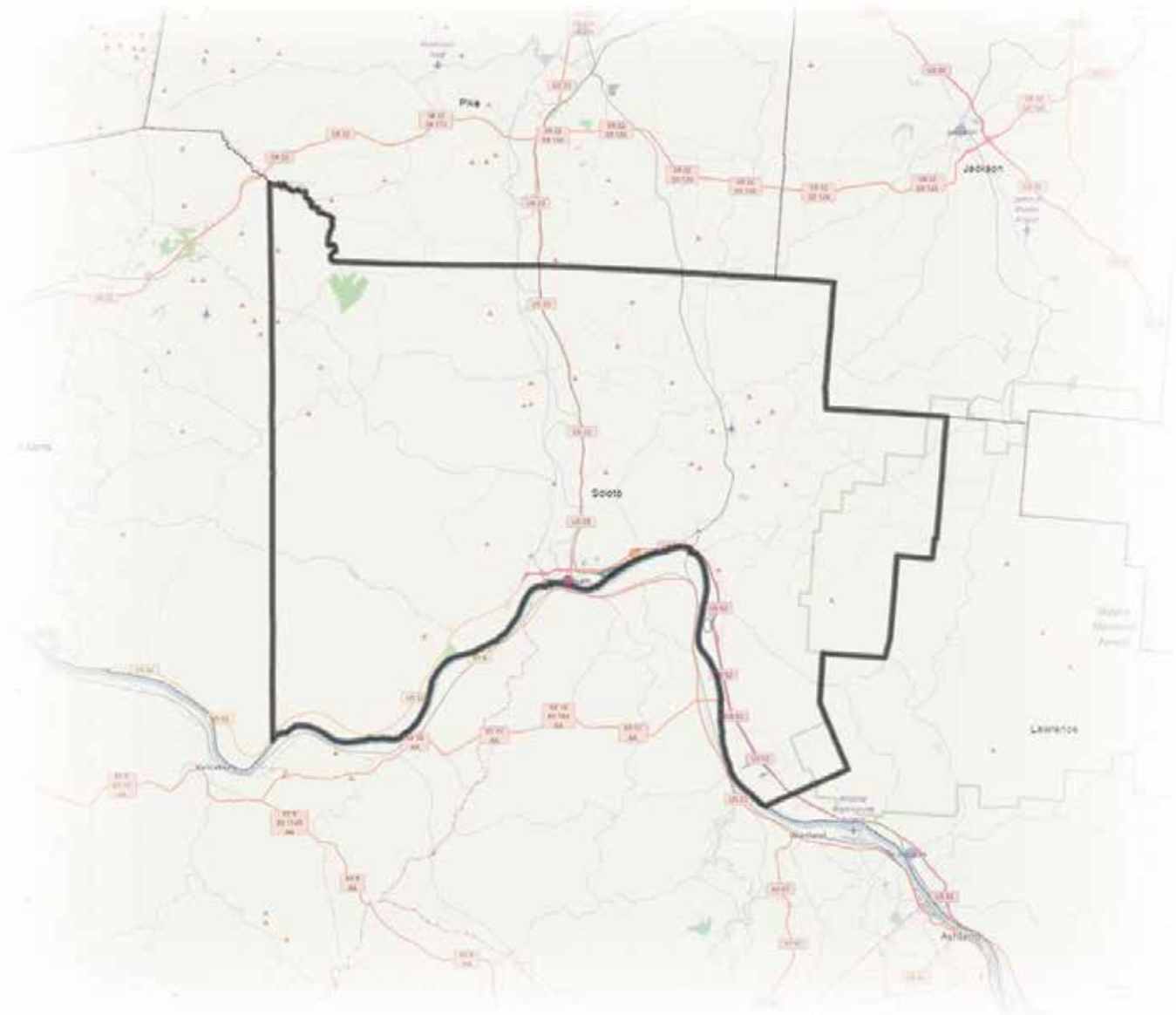
% Population Covered by  
Law Enforcement Agencies  
in any Phase of Certification

**4**

# Law Enforcement  
Agencies in County

**3**

# Law Enforcement  
Agencies in any  
Phase of Certification



75

% Law Enforcement  
Agencies in any  
Phase of Certification

145

# Law Enforcement  
Officers  
in County

59

# Officers in County in  
any Phase of Certification

41

% Officers in County in  
any Phase of Certification

| Agency   | Agency Size | In Process | Provisional | Final |
|--|-------------|------------|-------------|-------|
| New Boston Police Department                         | 10          |            | ✓           |       |
| Portsmouth Police Department                         | 41          | ✓          |             |       |
| Shawnee State University Department of Public Safety | 8           |            |             | ✓     |

# Seneca County

56,745

Population  
(2010)

59

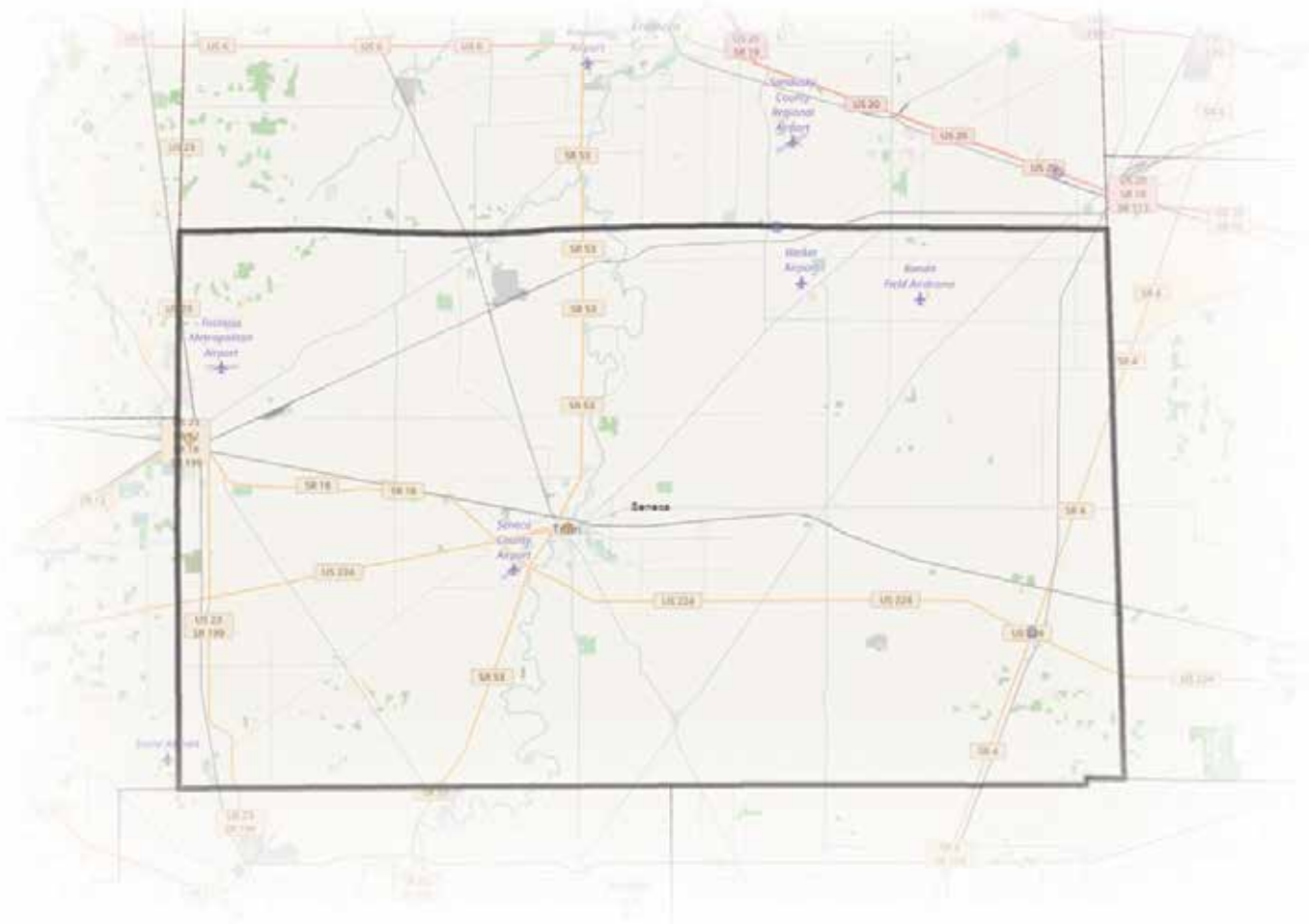
### % Population Covered by Law Enforcement Agencies in any Phase of Certification

9

## # Law Enforcement Agencies in County

4

## # Law Enforcement Agencies in any Phase of Certification



44

% Law Enforcement  
Agencies in any  
Phase of Certification

137

# Law Enforcement  
Officers  
in County

68

# Officers in County in  
any Phase of Certification

50

% Officers in County in  
any Phase of Certification

| Agency                          | Agency Size | In Process | Provisional | Final |
|---------------------------------|-------------|------------|-------------|-------|
| Attica Police Department        | 7           | ✓          |             |       |
| Fostoria Police Department      | 20          |            | ✓           |       |
| Green Springs Police Department | 9           | ✓          |             |       |
| Tiffin Police Department        | 32          |            | ✓           |       |

**This process has validated our efforts to be a proactive, community-oriented police department. TPD prides itself on our community relations. This process, again, has validated our practices and given us additional criteria to make us better as a department. I am excited to let our community know more about the process and how we reached full compliance.**

*- Tiffin Police Department Chief Fredrick W. Stevens*

# Shelby County

**49,423**

Population  
(2010)

**86**

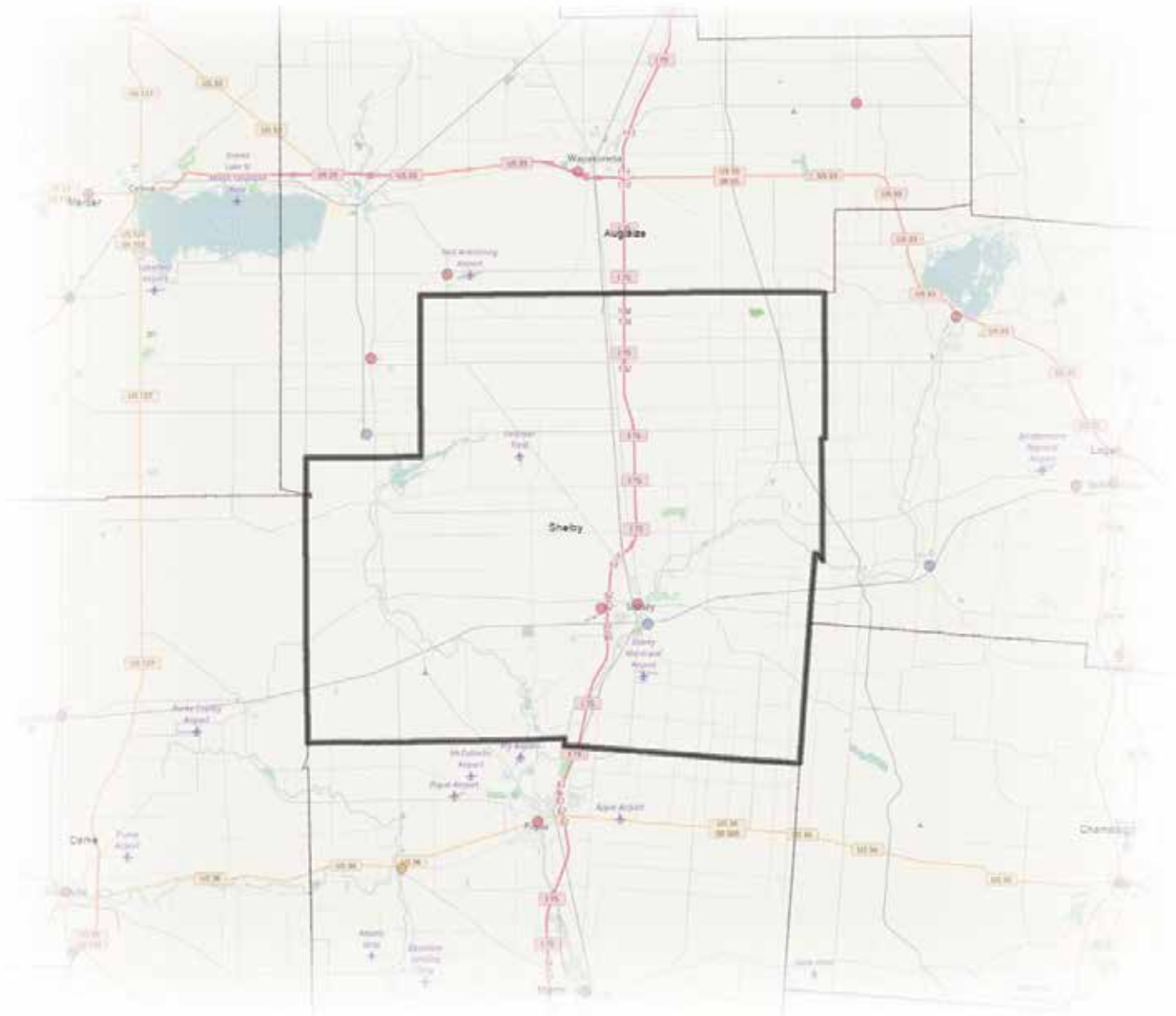
% Population Covered by  
Law Enforcement Agencies  
in any Phase of Certification

**7**

# Law Enforcement  
Agencies in County

**3**

# Law Enforcement  
Agencies in any  
Phase of Certification



43

% Law Enforcement  
Agencies in any  
Phase of Certification

138

# Law Enforcement  
Officers  
in County

103

# Officers in County in  
any Phase of Certification

75

% Officers in County in  
any Phase of Certification

| Agency                         | Agency Size | In Process | Provisional | Final |
|--------------------------------|-------------|------------|-------------|-------|
| Shelby County Sheriff's Office | 65          | ✓          |             |       |
| Sidney Parks Department        | 1           |            |             | ✓     |
| Sidney Police Department       | 37          |            |             | ✓     |

# Stark County

**375,586**

Population  
(2010)

**90**

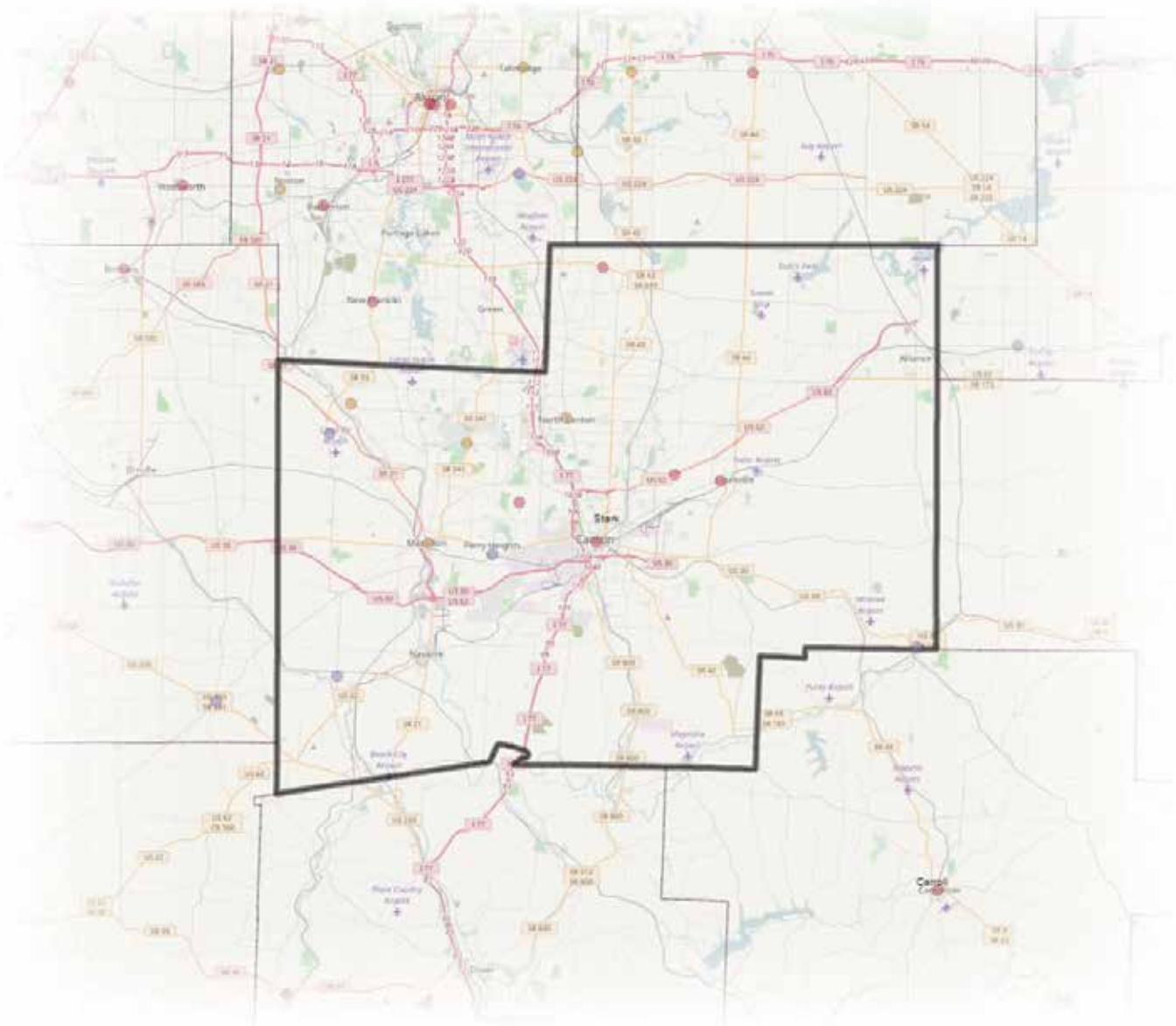
% Population Covered by  
Law Enforcement Agencies  
in any Phase of Certification

**21**

# Law Enforcement  
Agencies in County

**13**

# Law Enforcement  
Agencies in any  
Phase of Certification



62

% Law Enforcement  
Agencies in any  
Phase of Certification

835

# Law Enforcement  
Officers  
in County

685

# Officers in County in  
any Phase of Certification

82

% Officers in County in  
any Phase of Certification

| Agency                             | Agency Size | In Process | Provisional | Final |
|------------------------------------|-------------|------------|-------------|-------|
| Brewster Police Department         | 13          | ✓          |             |       |
| Canal Fulton Police Department     | 17          |            | ✓           |       |
| Canton Police Department           | 201         |            |             | ✓     |
| Hills & Dales Police Department    | 14          |            |             | ✓     |
| Jackson Township Police Department | 52          |            | ✓           |       |
| Lawrence Township Police           | 13          | ✓          |             |       |
| Louisville Police Department       | 19          |            |             | ✓     |
| Massillon Police Department        | 50          |            | ✓           |       |
| Minerva Police Department          | 15          | ✓          |             |       |
| North Canton Police Department     | 26          |            | ✓           |       |
| Perry Township Police              | 25          | ✓          |             |       |
| Stark County Sheriff's Office      | 220         |            |             | ✓     |
| Uniontown Police Department        | 20          |            |             | ✓     |



# Summit County

**541,781**

Population  
(2010)

**94**

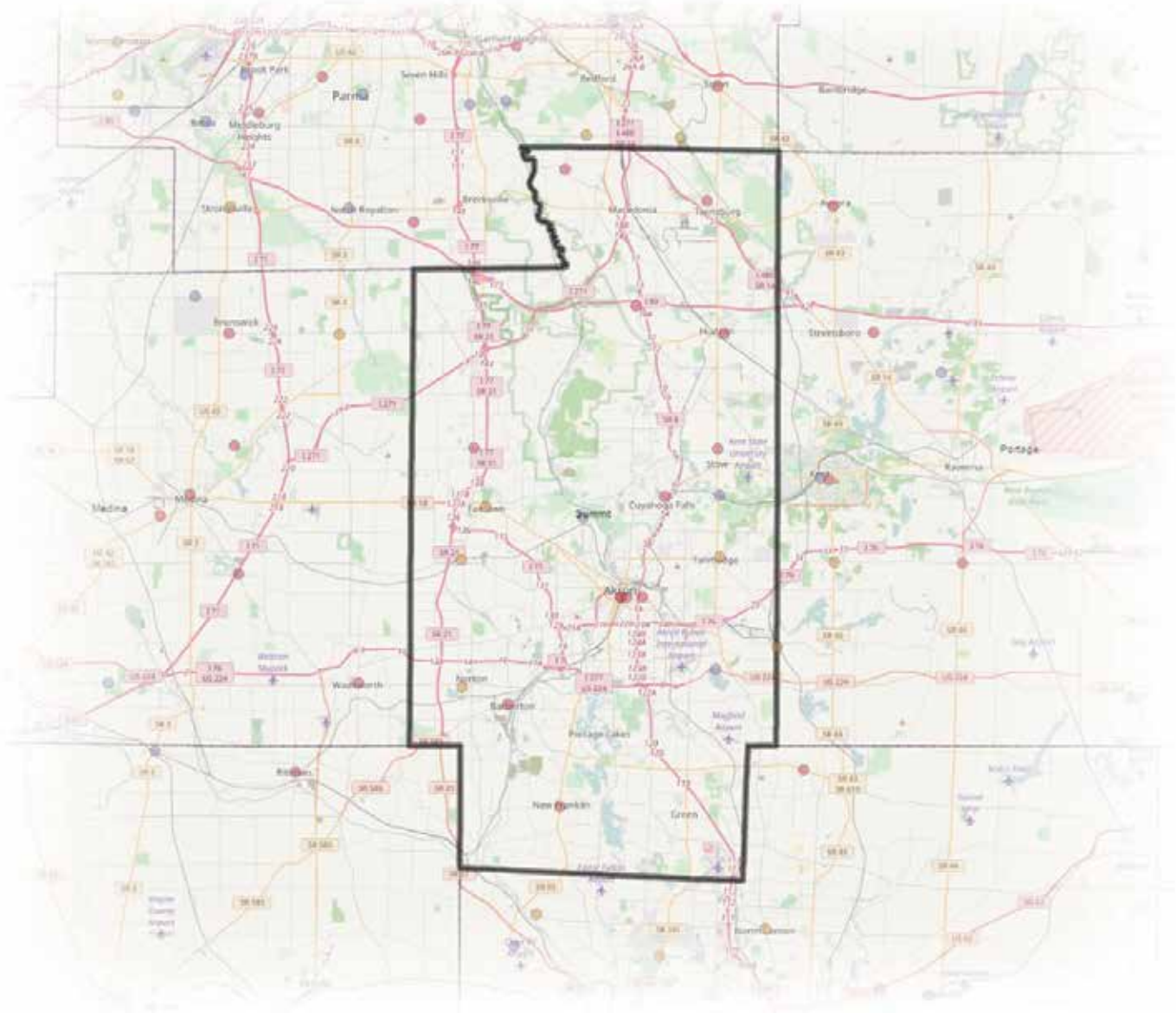
% Population Covered by  
Law Enforcement Agencies  
in any Phase of Certification

**26**

# Law Enforcement  
Agencies in County

**20**

# Law Enforcement  
Agencies in any  
Phase of Certification



77

% Law Enforcement  
Agencies in any  
Phase of Certification

1798

# Law Enforcement  
Officers  
in County

1687

# Officers in County in  
any Phase of Certification

94

% Officers in County in  
any Phase of Certification

| Agency  | Agency Size | In Process | Provisional | Final |
|---|-------------|------------|-------------|-------|
| Akron Police Department                       | 569         |            |             | ✓     |
| Barberton Police Department                   | 51          |            |             | ✓     |
| Bath Township Police Department               | 22          |            |             | ✓     |
| Boston Heights Police Department              | 15          |            |             | ✓     |
| Copley Township Police Department             | 30          |            | ✓           |       |
| Cuyahoga Falls Police Department              | 93          |            |             | ✓     |
| Fairlawn Police Department                    | 29          |            | ✓           |       |
| Hudson Police Department                      | 29          |            |             | ✓     |
| Munroe Falls Police Department                | 24          | ✓          |             |       |
| New Franklin Police Department                | 21          |            |             | ✓     |
| Norton Police Department                      | 25          |            | ✓           |       |
| Sagamore Hills Police Department              | 17          |            |             | ✓     |
| Springfield Township Police Department        | 41          | ✓          |             |       |
| Stow Police Department                        | 57          |            |             | ✓     |
| Summa Health System Protective Service/Police | 57          |            |             | ✓     |
| Summit County Sheriff's Office                | 461         |            |             | ✓     |
| Summit Metro Parks Rangers                    | 34          | ✓          |             |       |
| Tallmadge Police Department                   | 40          |            | ✓           |       |
| Twinsburg Police Department                   | 34          |            |             | ✓     |
| University of Akron Police Department         | 38          |            |             | ✓     |

# Trumbull County

**210,312**

Population  
(2010)

**46**

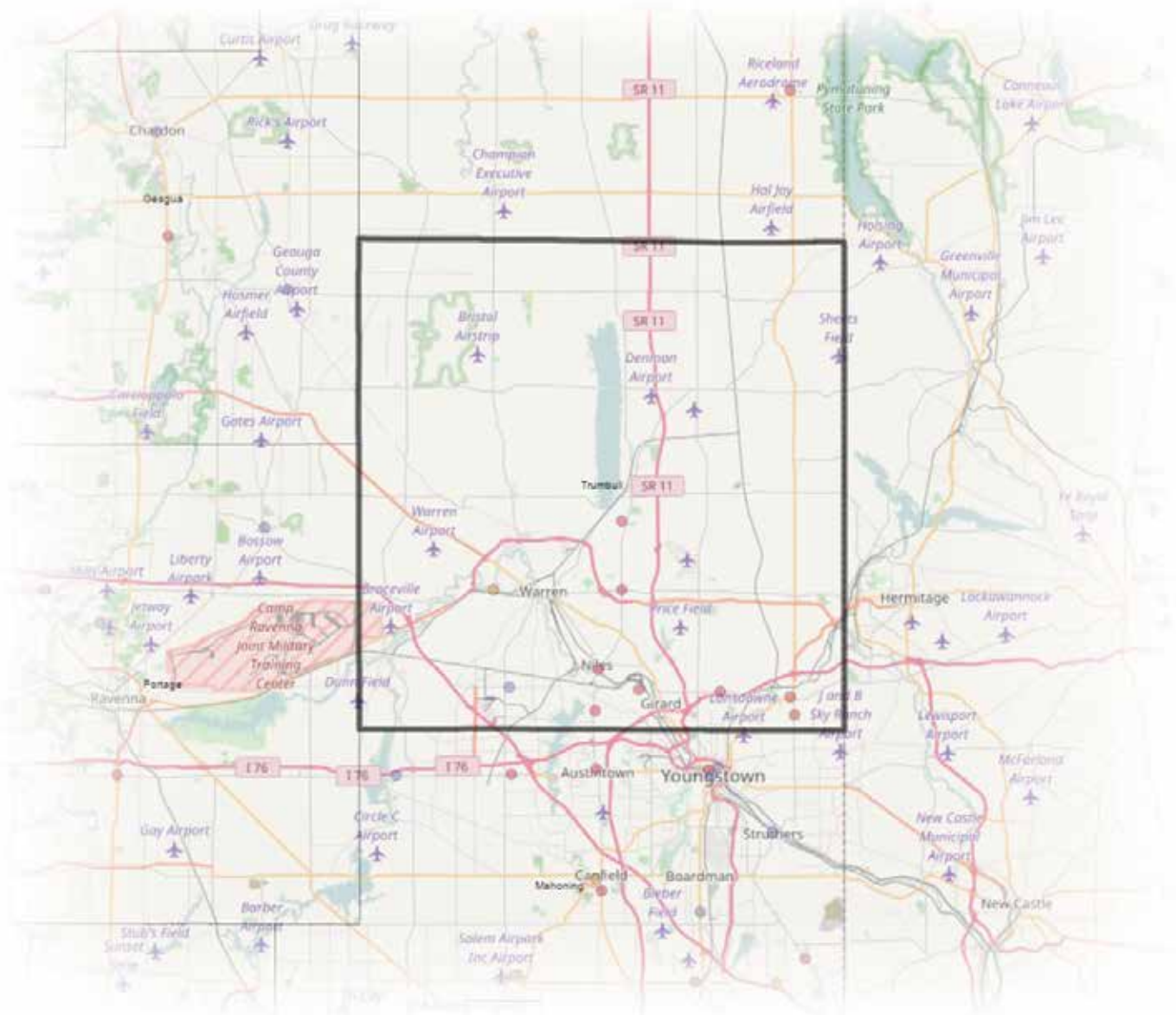
% Population Covered by  
Law Enforcement Agencies  
in any Phase of Certification

**23**

# Law Enforcement  
Agencies in County

**10**

# Law Enforcement  
Agencies in any  
Phase of Certification



**43**

% Law Enforcement  
Agencies in any  
Phase of Certification

**566**

# Law Enforcement  
Officers  
in County

**185**

# Officers in County in  
any Phase of Certification

**33**

% Officers in County in  
any Phase of Certification

| Agency                                   | Agency Size | In Process | Provisional | Final |
|--|-------------|------------|-------------|-------|
| Bazetta Township Police                  | 13          |            |             | ✓     |
| Howland Township Police Department       | 20          |            |             | ✓     |
| Hubbard Police Department                | 24          |            |             | ✓     |
| Hubbard Township Police Department       | 17          |            |             | ✓     |
| Liberty Township Police                  | 17          |            |             | ✓     |
| Lordstown Police Department              | 19          | ✓          |             |       |
| McDonald Police Department               | 10          |            |             | ✓     |
| Niles Police Department                  | 32          |            |             | ✓     |
| Warren Township Police Department        | 17          |            | ✓           |       |
| Weathersfield Township Police Department | 16          |            |             | ✓     |

# Tuscarawas County

**92,582**

Population  
(2010)

**47**

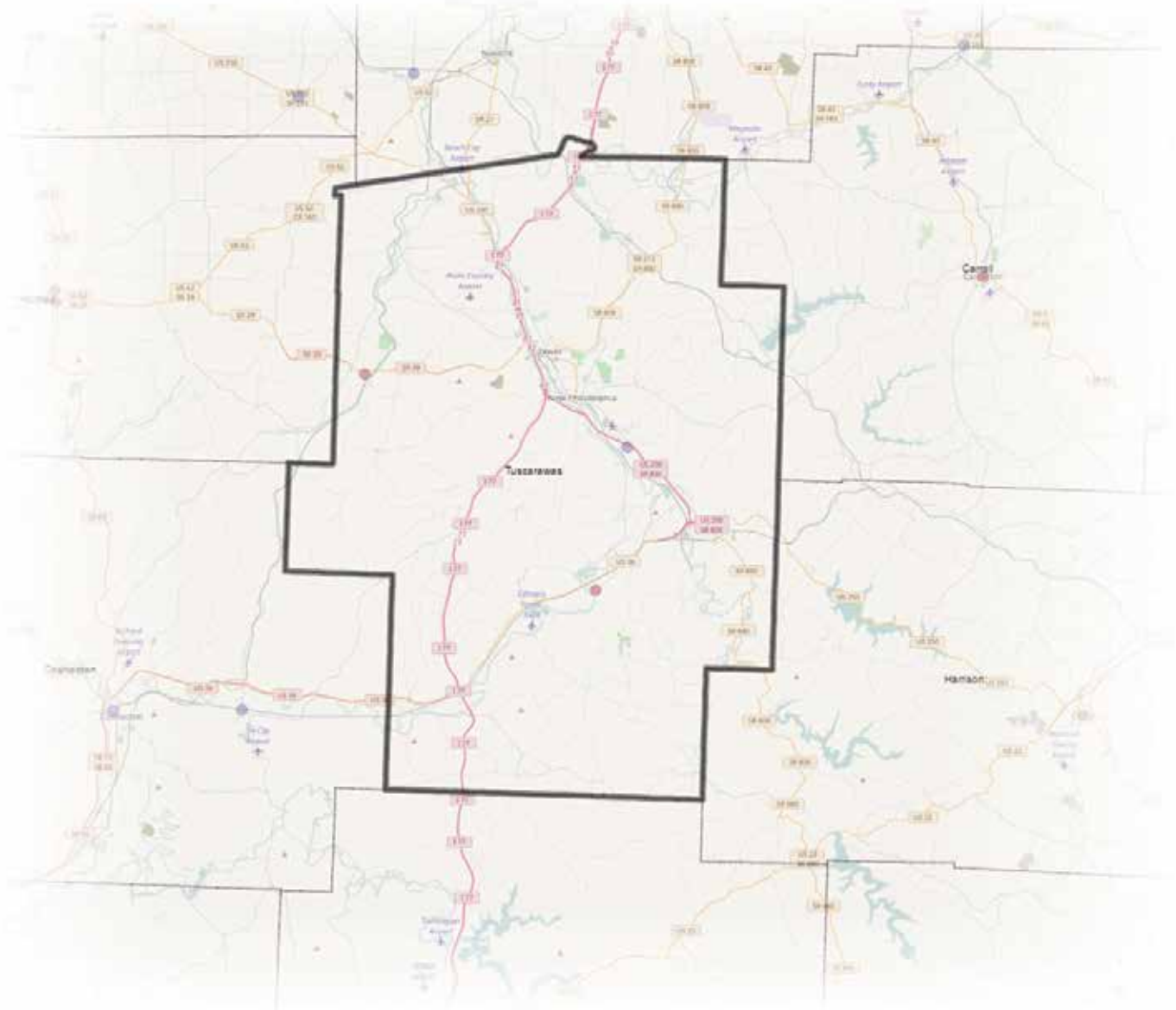
% Population Covered by  
Law Enforcement Agencies  
in any Phase of Certification

**14**

# Law Enforcement  
Agencies in County

**3**

# Law Enforcement  
Agencies in any  
Phase of Certification



21

% Law Enforcement  
Agencies in any  
Phase of Certification

224

# Law Enforcement  
Officers  
in County

81

# Officers in County in  
any Phase of Certification

36

% Officers in County in  
any Phase of Certification

| Agency                             | Agency Size | In Process | Provisional | Final |
|------------------------------------|-------------|------------|-------------|-------|
| Gnadenhutten Police Department     | 2           |            |             | ✓     |
| Sugarcreek Police Department       | 8           |            |             | ✓     |
| Tuscarawas County Sheriff's Office | 71          | ✓          |             |       |



# Union County

**52,300**

Population  
(2010)

**96**

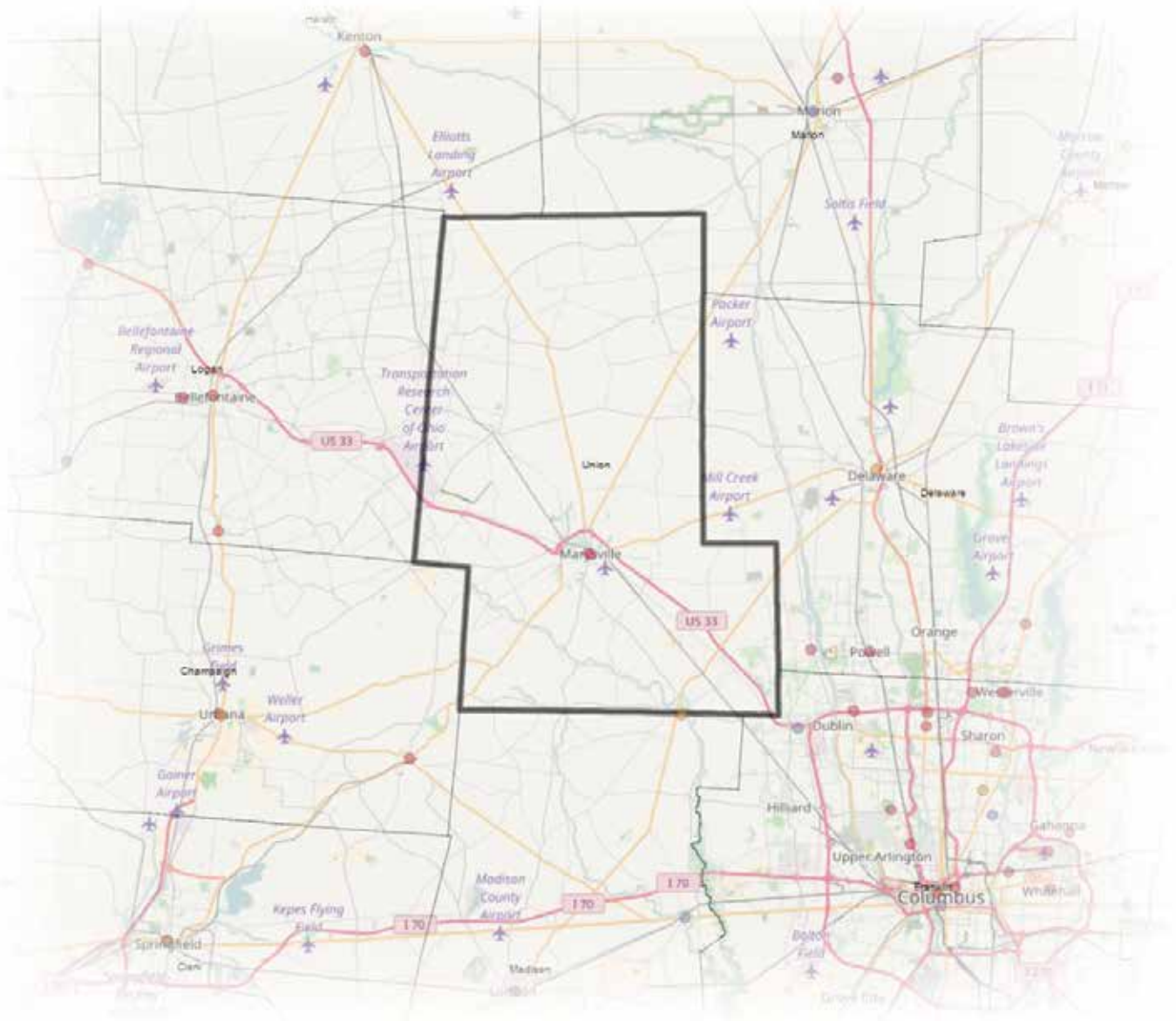
% Population Covered by  
Law Enforcement Agencies  
in any Phase of Certification

**3**

# Law Enforcement  
Agencies in County

**2**

# Law Enforcement  
Agencies in any  
Phase of Certification



67

% Law Enforcement  
Agencies in any  
Phase of Certification

114

# Law Enforcement  
Officers  
in County

105

# Officers in County in  
any Phase of Certification

92

% Officers in County in  
any Phase of Certification

| Agency                        | Agency Size | In Process | Provisional | Final |
|-------------------------------|-------------|------------|-------------|-------|
| Marysville Division of Police | 36          |            |             | ✓     |
| Union County Sheriff's Office | 69          |            |             | ✓     |



# Van Wert County

**28,744**

Population  
(2010)

**53**

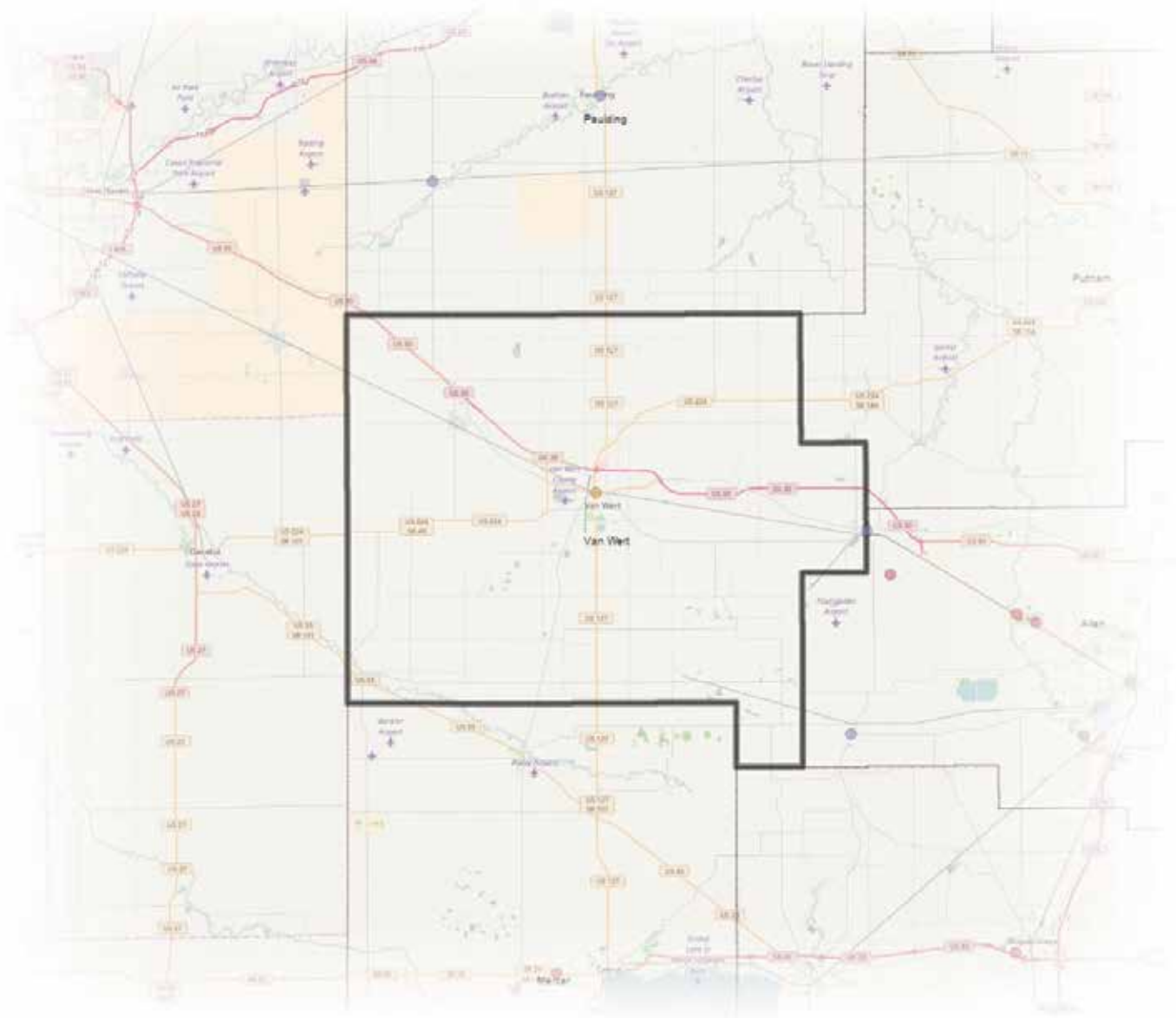
% Population Covered by  
Law Enforcement Agencies  
in any Phase of Certification

**4**

# Law Enforcement  
Agencies in County

**1**

# Law Enforcement  
Agencies in any  
Phase of Certification



25

% Law Enforcement  
Agencies in any  
Phase of Certification

69

# Law Enforcement  
Officers  
in County

41

# Officers in County in  
any Phase of Certification

59

% Officers in County in  
any Phase of Certification

| Agency                           | Agency Size | In Process | Provisional | Final |
|----------------------------------|-------------|------------|-------------|-------|
| Van Wert County Sheriff's Office | 41          |            | ✓           |       |

# Vinton County

**13,435**

Population  
(2010)

**81**

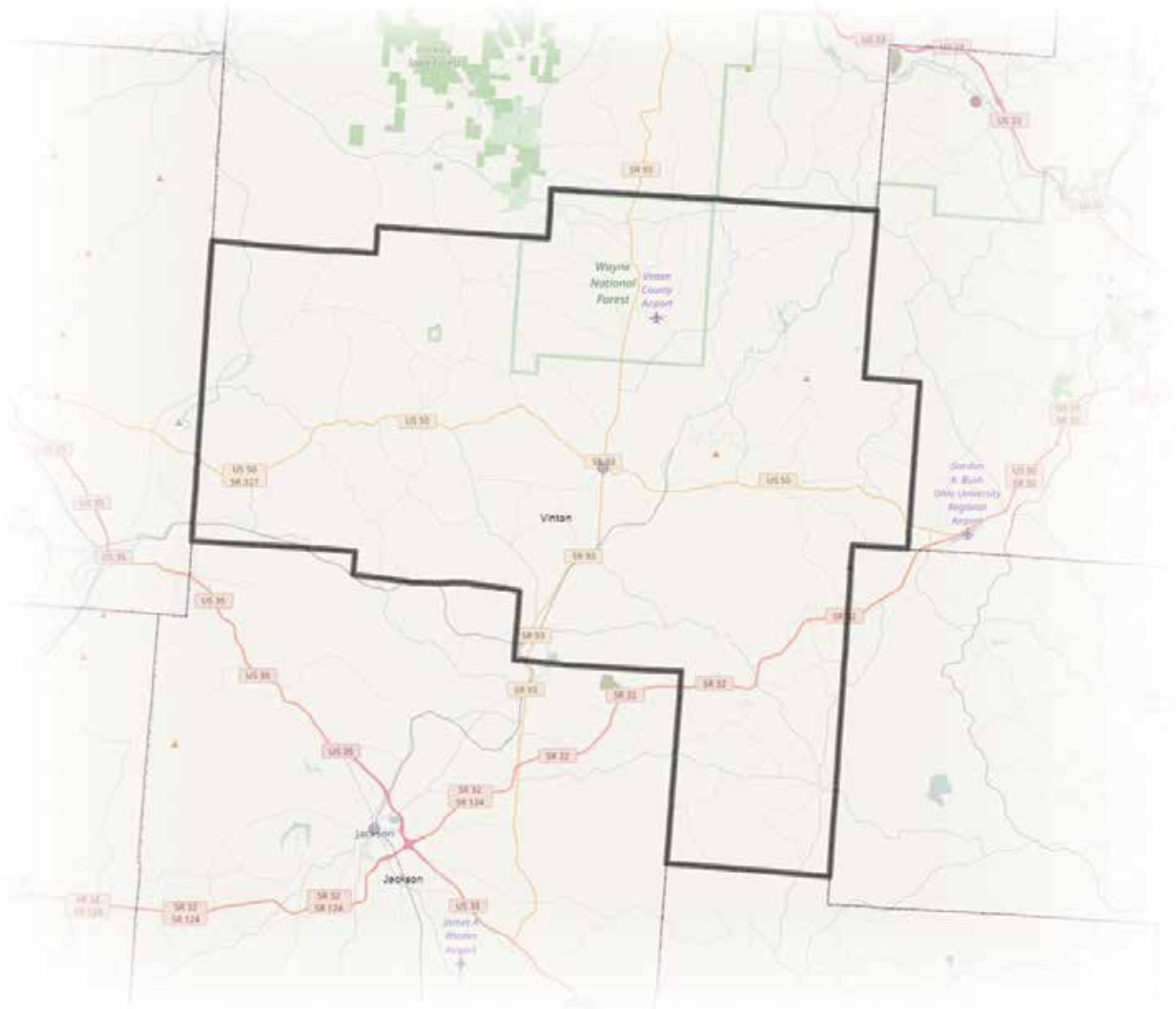
% Population Covered by  
Law Enforcement Agencies  
in any Phase of Certification

**3**

# Law Enforcement  
Agencies in County

**1**

# Law Enforcement  
Agencies in any  
Phase of Certification



33

% Law Enforcement  
Agencies in any  
Phase of Certification

45

# Law Enforcement  
Officers  
in County

32

# Officers in County in  
any Phase of Certification

71

% Officers in County in  
any Phase of Certification

| Agency                         | Agency Size | In Process | Provisional | Final |
|--------------------------------|-------------|------------|-------------|-------|
| Vinton County Sheriff's Office | 32          | ✓          |             |       |

# Warren County

212,693

Population  
(2010)

66

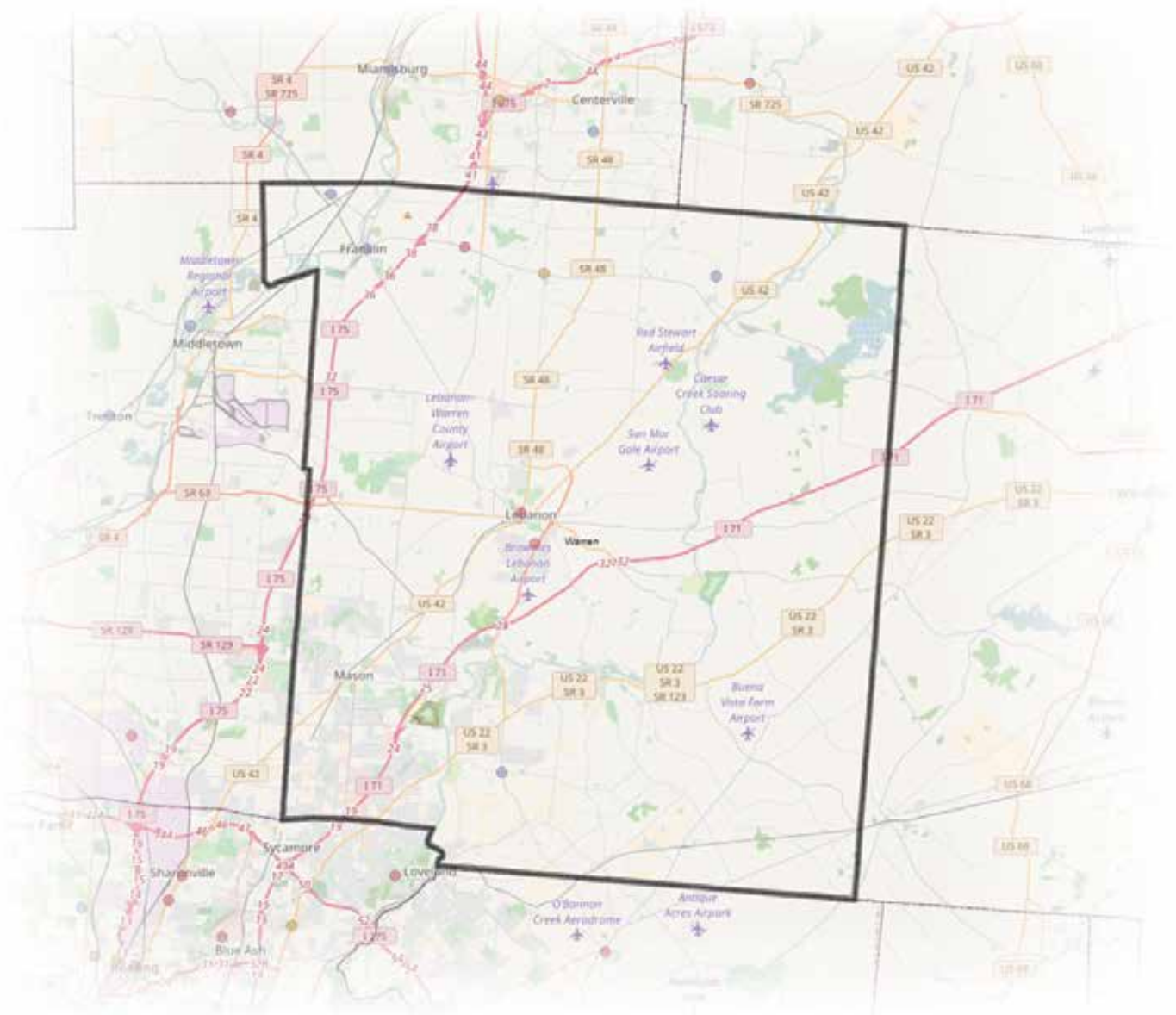
% Population Covered by  
Law Enforcement Agencies  
in any Phase of Certification

12

# Law Enforcement  
Agencies in County

8

# Law Enforcement  
Agencies in any  
Phase of Certification



67

% Law Enforcement  
Agencies in any  
Phase of Certification

340

# Law Enforcement  
Officers  
in County

254

# Officers in County in  
any Phase of Certification

75

% Officers in County in  
any Phase of Certification

| Agency                                 | Agency Size | In Process | Provisional | Final |
|--|-------------|------------|-------------|-------|
| Carlisle Police Department             | 10          | ✓          |             |       |
| Clearcreek Township Division of Police | 19          |            | ✓           |       |
| Franklin Division of Police            | 37          | ✓          |             |       |
| Lebanon Police Department              | 27          |            |             | ✓     |
| Maineville Police Department           | 7           | ✓          |             |       |
| Springboro Police Department           | 26          |            |             | ✓     |
| Warren County Sheriff's Office         | 114         |            |             | ✓     |
| Waynesville Police Department          | 14          | ✓          |             |       |

# Washington County

61,778

Population  
(2010)

96

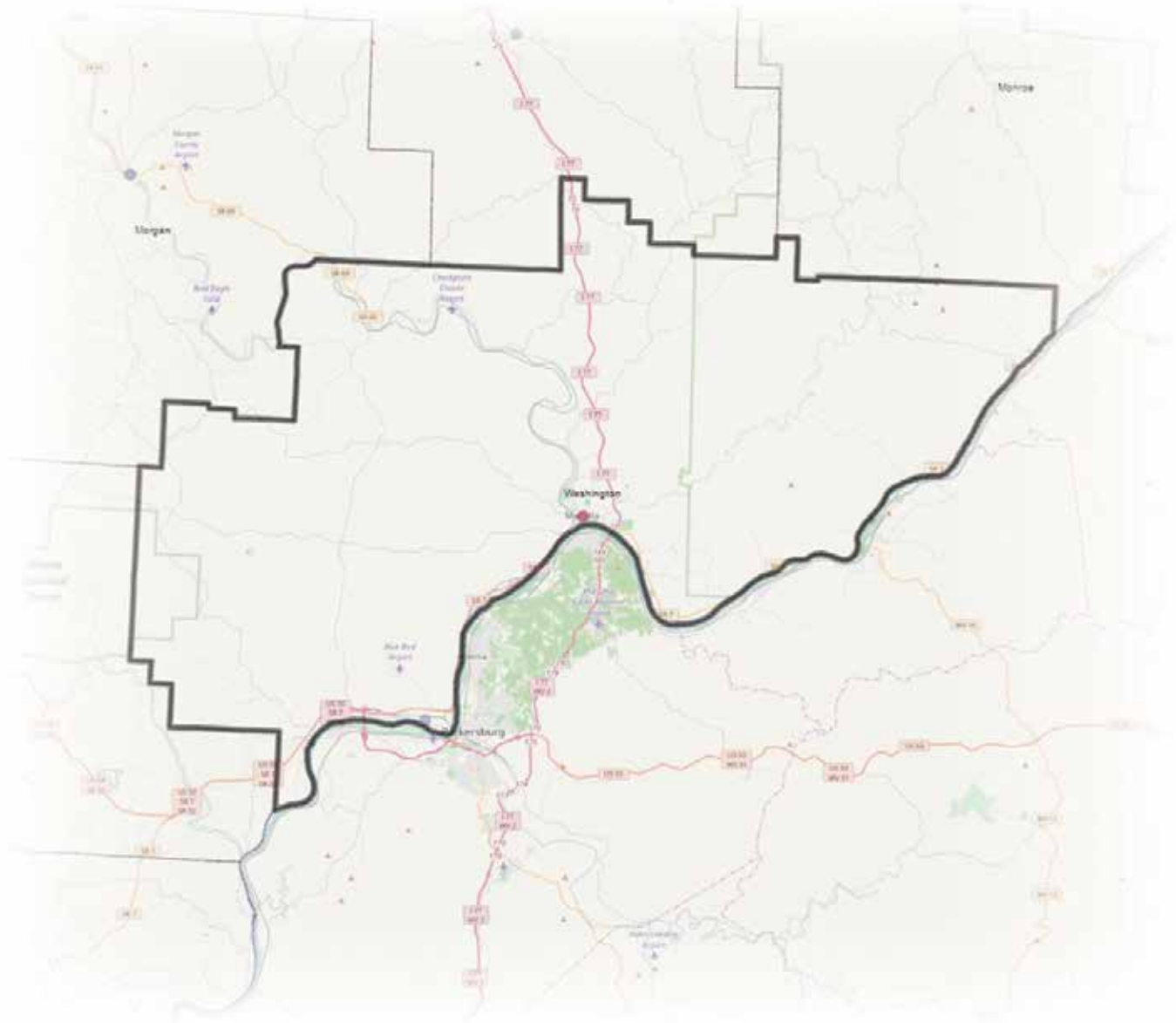
% Population Covered by  
Law Enforcement Agencies  
in any Phase of Certification

6

## # Law Enforcement Agencies in County

3

## # Law Enforcement Agencies in any Phase of Certification



50

% Law Enforcement  
Agencies in any  
Phase of Certification

176

# Law Enforcement  
Officers  
in County

150

# Officers in County in  
any Phase of Certification

85

% Officers in County in  
any Phase of Certification

| Agency                             | Agency Size | In Process | Provisional | Final |
|------------------------------------|-------------|------------|-------------|-------|
| Belpre Police Department           | 14          | ✓          |             |       |
| Marietta Police Department         | 33          |            |             | ✓     |
| Washington County Sheriff's Office | 103         |            |             | ✓     |



# Wayne County

**114,520**

Population  
(2010)

**83**

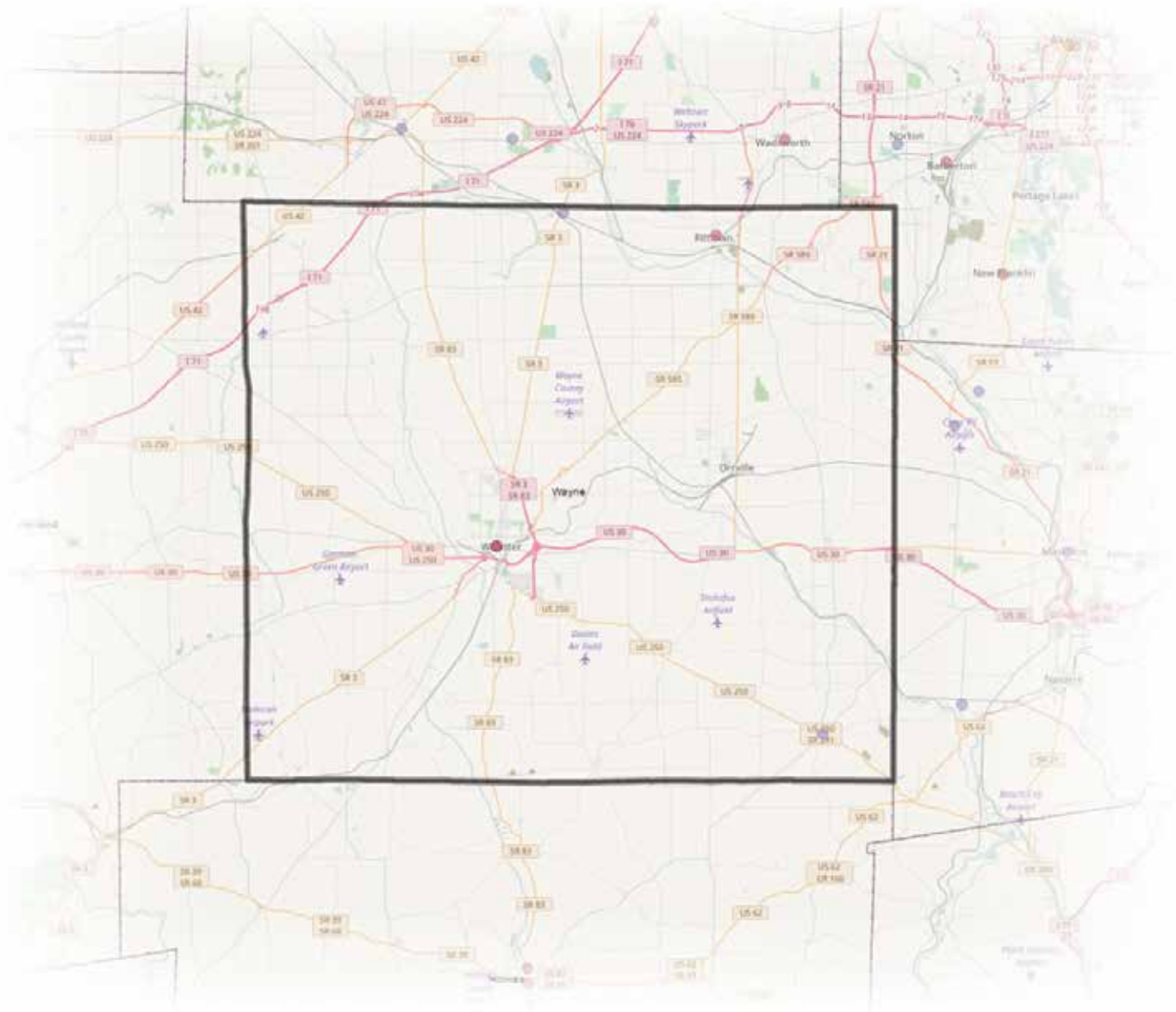
% Population Covered by  
Law Enforcement Agencies  
in any Phase of Certification

**14**

# Law Enforcement  
Agencies in County

**6**

# Law Enforcement  
Agencies in any  
Phase of Certification



43

% Law Enforcement  
Agencies in any  
Phase of Certification

247

# Law Enforcement  
Officers  
in County

152

# Officers in County in  
any Phase of Certification

62

% Officers in County in  
any Phase of Certification

| Agency                         | Agency Size | In Process | Provisional | Final |
|--------------------------------|-------------|------------|-------------|-------|
| Creston Police Department      | 12          | ✓          |             |       |
| MEDWAY Drug Enforcement Agency | 7           |            |             | ✓     |
| Mt. Eaton Police Department    | 6           | ✓          |             |       |
| Rittman Police Department      | 16          |            |             | ✓     |
| Wayne County Sheriff's Office  | 69          | ✓          |             |       |
| Wooster Police Department      | 42          |            |             | ✓     |

# Williams County

37,642

Population  
(2010)

14

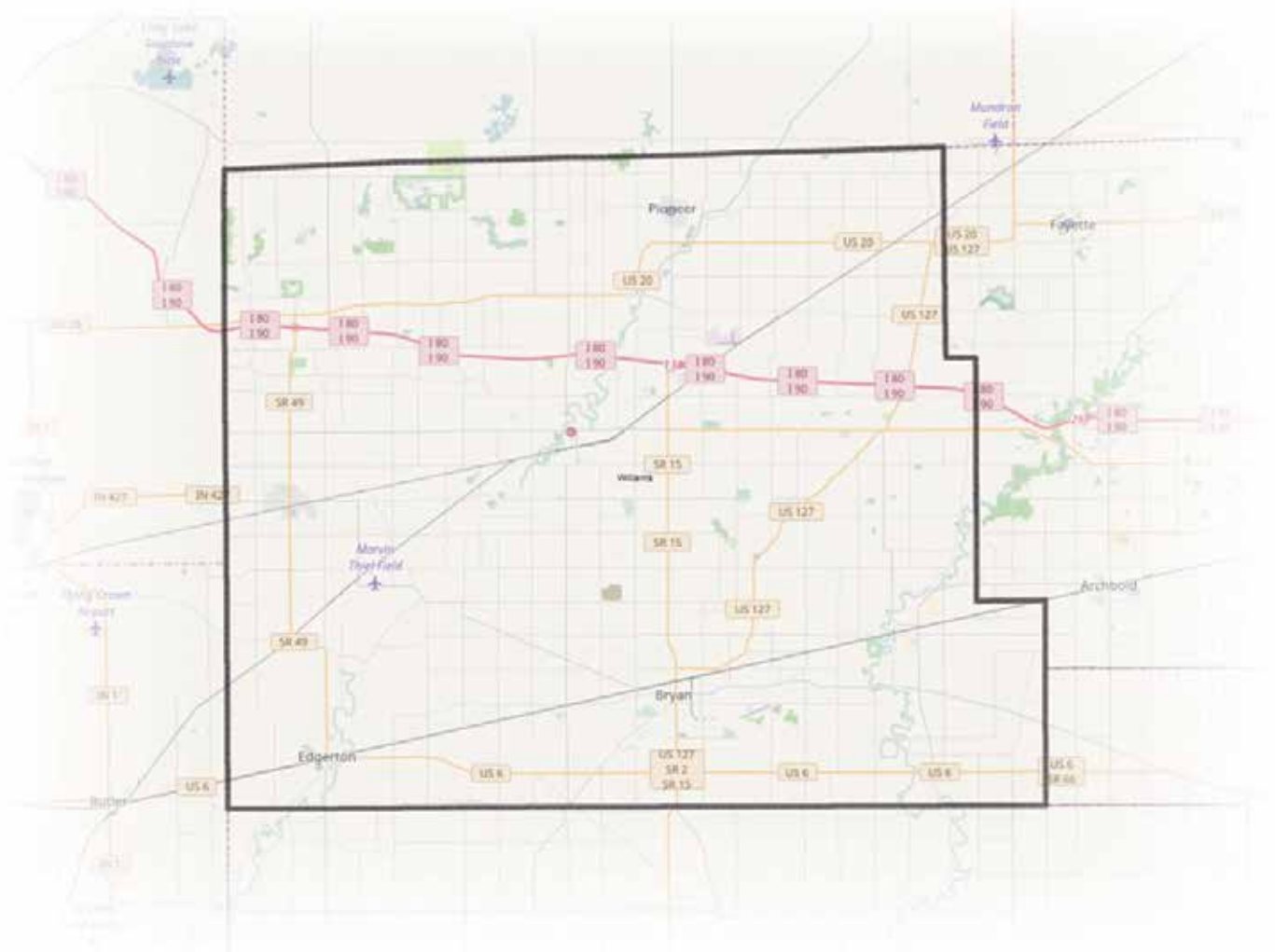
% Population Covered by  
Law Enforcement Agencies  
in any Phase of Certification

9

# Law Enforcement  
Agencies in County

2

# Law Enforcement  
Agencies in any  
Phase of Certification



22

% Law Enforcement  
Agencies in any  
Phase of Certification

133

# Law Enforcement  
Officers  
in County

28

# Officers in County in  
any Phase of Certification

21

% Officers in County in  
any Phase of Certification

| Agency                       | Agency Size | In Process | Provisional | Final |
|------------------------------|-------------|------------|-------------|-------|
| Montpelier Police Department | 18          |            |             | ✓     |
| Pioneer Police Department    | 10          | ✓          |             |       |

# Wood County

125,488

Population  
(2010)

60

% Population Covered by  
Law Enforcement Agencies  
in any Phase of Certification

19

## # Law Enforcement Agencies in County

8

## # Law Enforcement Agencies in any Phase of Certification



42

% Law Enforcement  
Agencies in any  
Phase of Certification

368

# Law Enforcement  
Officers  
in County

218

# Officers in County in  
any Phase of Certification

59

% Officers in County in  
any Phase of Certification

| Agency  | Agency Size | In Process | Provisional | Final |
|---|-------------|------------|-------------|-------|
| Bowling Green Police Division                             | 37          |            |             | ✓     |
| Bowling Green State University Police Department          | 25          |            |             | ✓     |
| Lake Township Police Department                           | 19          | ✓          |             |       |
| North Baltimore Police Department                         | 25          | ✓          |             |       |
| Northwood Police Department                               | 19          |            |             | ✓     |
| Owens State Community College Department of Public Safety | 14          |            | ✓           |       |
| Wayne Police Department                                   | 11          |            | ✓           |       |
| Wood County Sheriff's Office                              | 68          |            |             | ✓     |

# Wyandot County

**22,615**

Population  
(2010)

**100**

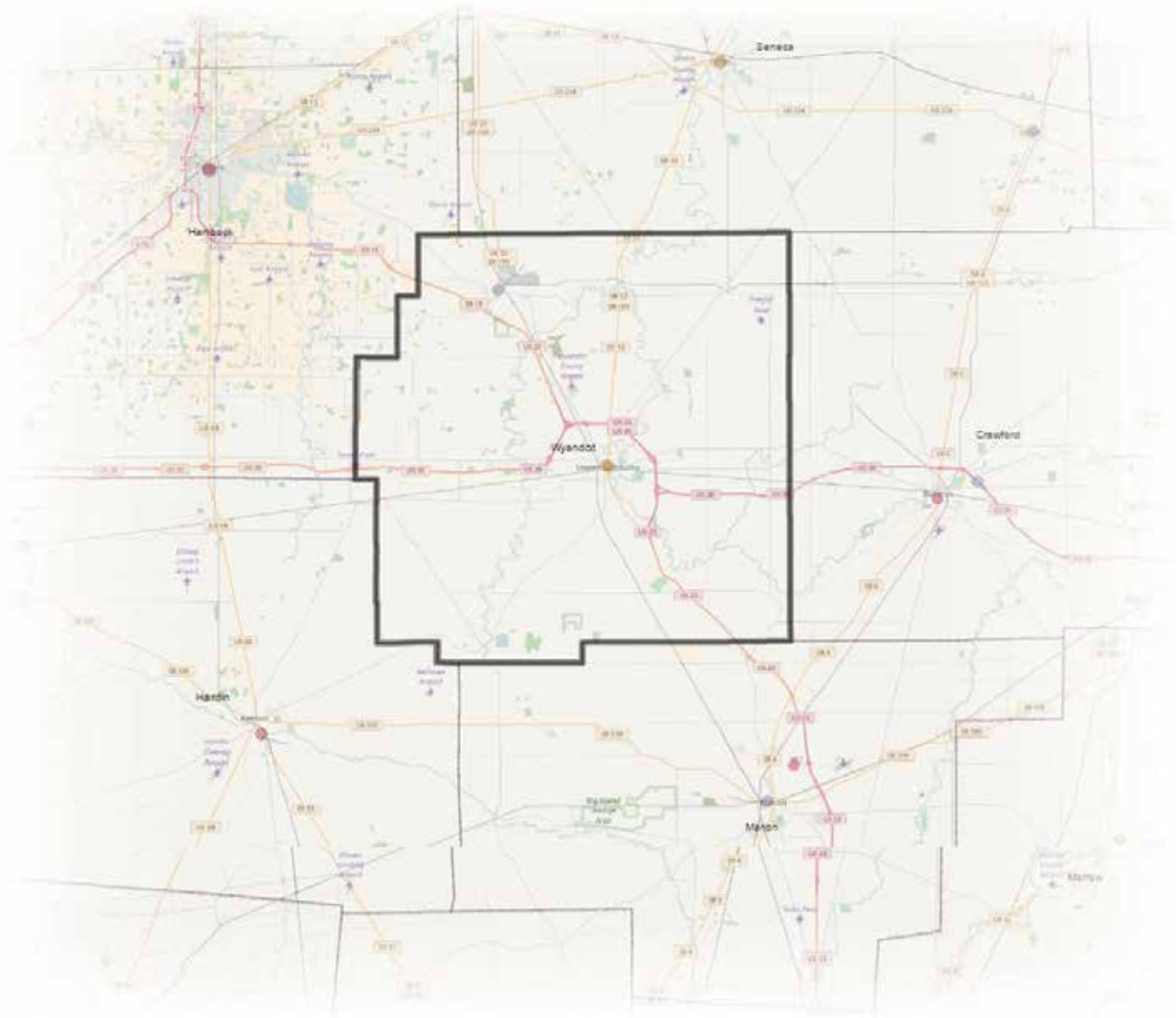
% Population Covered by  
Law Enforcement Agencies  
in any Phase of Certification

**3**

# Law Enforcement  
Agencies in County

**3**

# Law Enforcement  
Agencies in any  
Phase of Certification



100

% Law Enforcement  
Agencies in any  
Phase of Certification

80

# Law Enforcement  
Officers  
in County

80

# Officers in County in  
any Phase of Certification

100

% Officers in County in  
any Phase of Certification

| Agency                           | Agency Size | In Process | Provisional | Final |
|----------------------------------|-------------|------------|-------------|-------|
| Carey Police                     | 14          | ✓          |             |       |
| Upper Sandusky Police Department | 19          |            | ✓           |       |
| Wyandot County Sheriff's Office  | 47          |            | ✓           |       |



# State Law Enforcement Agencies

| Agency  | Agency Size | In Process | Provisional | Final |
|---|-------------|------------|-------------|-------|
| Ohio Attorney General's Bureau of Criminal Investigation                                  | 125         |            |             | ✓     |
| Ohio Department of Commerce - State Fire Marshal Fire and Explosion Investigations Bureau | 26          |            |             | ✓     |
| Ohio Department of Natural Resources  | 280         |            |             | ✓     |
| Ohio Department of Public Safety  | 1,925       |            |             | ✓     |
| Ohio Department of Taxation Criminal Investigations Division                              | 29          |            |             | ✓     |
| Ohio House of Representatives Sergeant at Arms  | 6           | ✓          |             |       |
| Ohio Senate Sergeant at Arms  | 4           | ✓          |             |       |
| Ohio Veterans Homes Police Department   | 8           |            |             | ✓     |

# Agencies Not Certified

| Agency Name                          | Number of Officers |
|--------------------------------------|--------------------|
| <b>Adams County</b>                  |                    |
| Peebles Police Department            | 8                  |
| Seaman Police Department             | 7                  |
| West Union Police Department         | 5                  |
| Winchester Police Department         | 10                 |
| <b>Allen County</b>                  |                    |
| Bluffton Police Department           | 16                 |
| Perry Twp. Police Department         | 11                 |
| <b>Ashland County</b>                |                    |
| Hayesville Police Department         | 1                  |
| Loudonville Police Department        | 16                 |
| Mifflin Police Department            | 8                  |
| <b>Ashtabula County</b>              |                    |
| Ashtabula County Sheriff's Office    | 55                 |
| Ashtabula Police Department          | 44                 |
| Geneva Police Department             | 19                 |
| Geneva-on-the-Lake Police Department | 52                 |
| Jefferson Police Department          | 24                 |
| North Kingsville Police Department   | 6                  |
| Orwell Police Department*            | 12                 |
| <b>Athens County</b>                 |                    |
| Albany Police Department             | 6                  |
| Amesville Police Department          | 2                  |
| Buchtel Police Department            | 4                  |
| Coolville Police Department          | 9                  |
| Glouster Police Department           | 11                 |
| <b>Auglaize County</b>               |                    |
| Cridersville Police Department       | 11                 |
| Saint Marys Police Department        | 20                 |
| Wapakoneta Police Department         | 23                 |
| <b>Belmont County</b>                |                    |
| Barnesville Police Department        | 16                 |
| Bellaire Police Department           | 15                 |
| Bethesda Police Department           | 13                 |
| Flushing Police Department           | 1                  |
| Martins Ferry Police Department*     | 22                 |
| Powhatan Point Police Department     | 7                  |
| Richland Twp. Police Department      | 6                  |
| Saint Clairsville Police Department  | 9                  |
| Shadyside Police Department          | 12                 |

# Agencies Not Certified

| Agency Name                       | Number of Officers |
|-----------------------------------|--------------------|
| <b>Brown County</b>               |                    |
| Aberdeen Police Department        | 12                 |
| Fayetteville Police Department    | 10                 |
| Georgetown Police Department      | 12                 |
| Hamersville Police Department     | 7                  |
| Higginsport Police Department     | 5                  |
| Lake Waynoka Police Department    | 5                  |
| Mount Orab Police Department      | 21                 |
| Ripley Police Department          | 12                 |
| Russellville Police Department    | 5                  |
| Sardinia Police Department        | 18                 |
| <b>Butler County</b>              |                    |
| Fairfield Twp. Police Department  | 20                 |
| Monroe Police Department          | 32                 |
| New Miami Police Department       | 16                 |
| Seven Mile Police Department      | 10                 |
| <b>Carroll County</b>             |                    |
| Carrollton Police Department      | 14                 |
| <b>Champaign County</b>           |                    |
| Saint Paris Police Department     | 11                 |
| <b>Clark County</b>               |                    |
| Catawba Police Department         | 9                  |
| Donnelsville Police Department    | 1                  |
| Enon Police Department            | 7                  |
| German Twp. Police Department     | 17                 |
| North Hampton Police Department   | 26                 |
| South Vienna Police Department    | 8                  |
| Tremont City Police Department    | 10                 |
| <b>Clermont County</b>            |                    |
| New Richmond Police Department    | 12                 |
| Union Twp. Police Department      | 50                 |
| <b>Clinton County</b>             |                    |
| Blanchester Police Department     | 10                 |
| New Vienna Police Department      | 5                  |
| Port William Police Department    | 4                  |
| <b>Columbiana County</b>          |                    |
| Center Township Police Department | 5                  |
| Columbiana Police Department      | 17                 |
| East Palestine Police Department  | 17                 |

# Agencies Not Certified

| Agency Name                                | Number of Officers |
|--|--------------------|
| Hanoverton Police Department               | 2                  |
| Leetonia Police Department                 | 9                  |
| Lisbon Police Department                   | 14                 |
| Liverpool Twp. Police Department           | 7                  |
| New Waterford Police Department            | 18                 |
| Perry Twp. Police Department               | 9                  |
| Saint Clair Twp. Police Department         | 13                 |
| Salem Police Department                    | 32                 |
| Salineville Police Department              | 8                  |
| Washingtonville Police Department          | 12                 |
| Wellsville Police Department               | 12                 |
| <b>Crawford County</b>                     |                    |
| Crestline Police Department                | 13                 |
| Galion Police Department                   | 19                 |
| New Washington Police Department           | 8                  |
| <b>Cuyahoga County</b>                     |                    |
| Bedford Heights Police Department          | 26                 |
| Bedford Police Department                  | 33                 |
| Bentleyville Police Department             | 15                 |
| Bratenahl Police Department                | 24                 |
| Brecksville Police Department              | 34                 |
| Brooklyn Heights Village Police Department | 18                 |
| Cleveland Police Department                | 1,457              |
| Highland Hills Police Department           | 21                 |
| Linndale Village Police Department         | 30                 |
| Lyndhurst Police Department                | 31                 |
| Maple Heights Police Department            | 28                 |
| Oakwood Village Police Department          | 21                 |
| Warrensville Heights Police Department     | 32                 |
| Woodmere Police Department                 | 20                 |
| <b>Darke County</b>                        |                    |
| Union City Police Department               | 9                  |
| Versailles Police Department               | 9                  |
| <b>Defiance County</b>                     |                    |
| Defiance Police Department                 | 36                 |
| Hicksville Police Department               | 14                 |
| <b>Delaware County</b>                     |                    |
| Ashley Police Department                   | 6                  |
| Delaware Police Department                 | 53                 |
| Ostrander Police Department                | 14                 |
| Sunbury Police Department                  | 16                 |

# Agencies Not Certified

| Agency Name                         | Number of Officers |
|-------------------------------------|--------------------|
| <b>Erie County</b>                  |                    |
| Castalia Police Department          | 13                 |
| Huron Police Department             | 18                 |
| <b>Fairfield County</b>             |                    |
| Baltimore Police Department         | 11                 |
| Carroll Police Department           | 8                  |
| Fairfield County Sheriff's Office   | 154                |
| Lithopolis Police Department        | 7                  |
| Millersport Police Department       | 15                 |
| Pickerington Police Department      | 35                 |
| Sugar Grove Police Department       | 6                  |
| <b>Fayette County</b>               |                    |
| Washington Court House Police Dept. | 21                 |
| <b>Franklin County</b>              |                    |
| Blendon Twp. Police Department      | 14                 |
| Brice Police Department             | 3                  |
| Franklin Twp. Police Department     | 15                 |
| Grandview Heights Police Department | 21                 |
| Grove City Police Department        | 62                 |
| Harrisburg Police Department        | 12                 |
| Hilliard Police Department          | 54                 |
| Obetz Police Department             | 19                 |
| Valleyview Police Department        | 9                  |
| <b>Fulton County</b>                |                    |
| Archbold Police Department          | 13                 |
| Delta Police Department             | 9                  |
| Swanton Police Department           | 11                 |
| <b>Gallia County</b>                |                    |
| Rio Grande Police Department        | 42                 |
| <b>Geauga County</b>                |                    |
| Bainbridge Twp. Police Department   | 20                 |
| Burton Police Department            | 13                 |
| Chester Twp. Police Department      | 14                 |
| South Russell Police Department     | 16                 |
| Thompson Township Police Department | 8                  |
| <b>Greene County</b>                |                    |
| Bowersville Police Department       | 12                 |
| Cedarville Police Department*       | 19                 |
| Jamestown Police Department         | 21                 |
| Sugarcreek Twp. Police Department   | 17                 |

# Agencies Not Certified

| Agency Name                          | Number of Officers |
|--------------------------------------|--------------------|
| <b>Guernsey County</b>               |                    |
| Senecaville Police Department        | 4                  |
| <b>Hamilton County</b>               |                    |
| Amberley Village Police Department   | 16                 |
| Cheviot Police Department            | 18                 |
| Cleves Police Department             | 13                 |
| Fairfax Police Department            | 10                 |
| Glendale Police Department           | 19                 |
| North College Hill Police Department | 26                 |
| <b>Hancock County</b>                |                    |
| McComb Police Department             | 4                  |
| <b>Hardin County</b>                 |                    |
| Forest Police Department             | 8                  |
| Kenton Police Department             | 18                 |
| <b>Harrison County</b>               |                    |
| Cadiz Police Department              | 16                 |
| Jewett Police Department             | 10                 |
| New Athens Police Department         | 3                  |
| <b>Henry County</b>                  |                    |
| Deshler Police Department            | 6                  |
| Malinta Police Department            | 1                  |
| Northwest State Community College    | 9                  |
| <b>Highland County</b>               |                    |
| Greenfield Police Department         | 22                 |
| Highland Police Department           | 1                  |
| Leesburg Police Department           | 5                  |
| Lynchburg Police Department          | 5                  |
| Mowrystown Police Department         | 13                 |
| <b>Hocking County</b>                |                    |
| Laurelville Police Department        | 18                 |
| Murray City Police Department        | 3                  |
| <b>Holmes County</b>                 |                    |
| Nashville Police Department          | 4                  |
| <b>Huron County</b>                  |                    |
| Greenwich Police Department          | 8                  |
| Plymouth Police Department           | 38                 |
| Wakeman Police Department            | 28                 |
| Willard Police Department            | 18                 |

# Agencies Not Certified

| Agency Name                            | Number of Officers |
|--|--------------------|
| <b>Jackson County</b>                  |                    |
| Jackson Police Department              | 25                 |
| Oak Hill Police Department             | 11                 |
| Wellston Police Department             | 26                 |
| <b>Jefferson County</b>                |                    |
| Adena Police Department                | 4                  |
| Amsterdam Police Department            | 32                 |
| Bergholz Police Department             | 1                  |
| Bloomington Police Department          | 2                  |
| Cross Creek Township Police Department | 10                 |
| Dillonvale Police Department           | 5                  |
| Empire Police Department               | 3                  |
| Mingo Junction Police Department       | 6                  |
| Mount Pleasant Police Department       | 6                  |
| New Alexandria Police Department       | 2                  |
| Richmond Police Department             | 2                  |
| Saline Twp. Police Department          | 10                 |
| Smithfield Police Department           | 13                 |
| Steubenville Police Department         | 39                 |
| Stratton Police Department             | 3                  |
| Tiltsville Police Department           | 10                 |
| Wells Township Police Department       | 11                 |
| Wintersville Police Department         | 18                 |
| Yorkville Police Department            | 14                 |
| <b>Knox County</b>                     |                    |
| Danville Police Department             | 7                  |
| Mount Vernon Police Department         | 32                 |
| <b>Lake County</b>                     |                    |
| Grand River Police Department          | 33                 |
| Kirtland Police Department             | 16                 |
| North Perry Police Department          | 17                 |
| Timberlake Police Department*          | 17                 |
| <b>Lawrence County</b>                 |                    |
| Chesapeake Police Department           | 8                  |
| Coal Grove Police Department           | 14                 |
| Hanging Rock Police Department         | 6                  |
| Ironton Police Department              | 15                 |
| South Point Police Department          | 11                 |
| Union Twp. Police Department           | 5                  |

# Agencies Not Certified

| Agency Name  | Number of Officers |
|--|--------------------|
| <b>Licking County</b>  |                    |
| Buckeye Lake Police Department                               | 12                 |
| Hartford Village Police Department                           | 5                  |
| Kirkersville Police Department                               | 2                  |
| Pataskala Police Department                                  | 31                 |
| Saint Louisville Police Department                           | 14                 |
| Union Twp. Police Department                                 | 2                  |
| <b>Logan County</b>  |                    |
| Washington Twp. Police Department                            | 12                 |
| <b>Lorain County</b>   |                    |
| Kipton Police Department                                     | 5                  |
| LaGrange Police Department                                   | 9                  |
| Wellington Police Department                                 | 19                 |
| <b>Lucas County</b>  |                    |
| Berkey Police Department                                     | 3                  |
| Harbor View Police Department                                | 2                  |
| Holland Police Department                                    | 11                 |
| Sylvania Police Department                                   | 32                 |
| Sylvania Twp. Police Department                              | 42                 |
| Toledo/Lucas County Port Authority Police Department Swanton | 7                  |
| Washington Twp. Police Department                            | 15                 |
| Waterville Police Department                                 | 11                 |
| <b>Madison County</b>  |                    |
| Madison County Sheriff's Office                              | 172                |
| <b>Mahoning County</b>                                       |                    |
| Campbell Police Department                                   | 27                 |
| Coitsville Twp. Police Department                            | 15                 |
| Craig Beach Police Department                                | 9                  |
| Goshen Twp. Police Department                                | 18                 |
| Lowellville Police Department                                | 18                 |
| Poland Twp. Police Department                                | 18                 |
| Poland Village Police Department                             | 19                 |
| Smith Twp. Police Department                                 | 11                 |
| <b>Medina County</b>   |                    |
| Seville Police Department                                    | 9                  |
| Spencer Police Department                                    | 9                  |



# Agencies Not Certified

| Agency Name                           | Number of Officers |
|---------------------------------------|--------------------|
| <b>Meigs County</b>                   |                    |
| Middleport Police Department          | 8                  |
| Pomeroy Police Department             | 11                 |
| Racine Police Department              | 7                  |
| Rutland Police Department             | 3                  |
| Syracuse Police Department            | 6                  |
| <b>Mercer County</b>                  |                    |
| Celina Police Department              | 16                 |
| Rockford Police Department            | 9                  |
| Saint Henry Police Department         | 8                  |
| <b>Monroe County</b>                  |                    |
| Woodsfield Police Department          | 9                  |
| <b>Montgomery County</b>              |                    |
| Englewood Police Department           | 23                 |
| Germantown Police Department          | 32                 |
| New Lebanon Police Department         | 14                 |
| Perry Twp. Police Department          | 19                 |
| Phillipsburg Police Department        | 5                  |
| Union Police Department               | 14                 |
| <b>Morrow County</b>                  |                    |
| Cardington Police Department          | 14                 |
| Mount Gilead Police Department        | 9                  |
| <b>Muskingum County</b>               |                    |
| Dresden Police Department             | 9                  |
| Fazeysburg Police Department          | 7                  |
| New Concord Police Department         | 13                 |
| Roseville Police Department           | 7                  |
| South Zanesville Police Department    | 5                  |
| <b>Ottawa County</b>                  |                    |
| Catawba Island Twp. Police Department | 6                  |
| Marblehead Police Department          | 8                  |
| Rocky Ridge Police Department         | 6                  |
| <b>Paulding County</b>                |                    |
| Antwerp Police Department             | 13                 |
| Grover Hill Police Department         | 3                  |
| Latty Police Department               | 3                  |
| Oakwood Police Department             | 7                  |
| Paulding Police Department            | 13                 |

# Agencies Not Certified

| Agency Name                        | Number of Officers |
|------------------------------------|--------------------|
| <b>Perry County</b>                |                    |
| Corning Police Department          | 5                  |
| Crooksville Police Department      | 17                 |
| Junction City Police Department    | 7                  |
| New Straitsville Police Department | 2                  |
| Shawnee Police Department          | 1                  |
| Thornville Police Department       | 7                  |
| <b>Pickaway County</b>             |                    |
| Ashville Police Department         | 21                 |
| Commercial Point Police Department | 8                  |
| New Holland Police Department      | 6                  |
| <b>Pike County</b>                 |                    |
| Piketon Police Department          | 14                 |
| Waverly Police Department          | 19                 |
| <b>Portage County</b>              |                    |
| Brady Lake Police Department       | 23                 |
| Hiram Police Department            | 30                 |
| Mantua Police Department           | 14                 |
| Ravenna Police Department          | 24                 |
| Windham Police Department          | 11                 |
| <b>Preble County</b>               |                    |
| Camden Police Department           | 8                  |
| Gratis Police Department           | 8                  |
| Lewisburg Police Department        | 17                 |
| New Paris Police Department        | 5                  |
| West Alexandria Police Department  | 9                  |
| <b>Putnam County</b>               |                    |
| Belmore Police Department          | 3                  |
| Columbus Grove Police Department   | 5                  |
| Continental Police Department      | 6                  |
| Fort Jennings Police Department    | 4                  |
| Glandorf Police Department         | 2                  |
| Kalida Police Department           | 4                  |
| Leipsic Police Department          | 7                  |
| Ottawa Police Department           | 12                 |
| Ottoville Police Department        | 7                  |
| <b>Sandusky County</b>             |                    |
| Clyde Police Department            | 15                 |
| Gibsonburg Police Department       | 12                 |

# Agencies Not Certified

| Agency Name                          | Number of Officers |
|--------------------------------------|--------------------|
| <b>Scioto County</b>                 |                    |
| Scioto County Sheriff's Office       | 86                 |
| <b>Seneca County</b>                 |                    |
| Bettsville Police Department         | 9                  |
| Bloomville Police Department         | 2                  |
| New Riegel Police Department         | 1                  |
| Republic Police Department           | 3                  |
| Seneca County Sheriff's Office       | 54                 |
| <b>Shelby County</b>                 |                    |
| Anna Police Department               | 6                  |
| Botkins Police Department            | 8                  |
| Fort Loramie Police Department       | 8                  |
| Jackson Center Police Department     | 13                 |
| <b>Stark County</b>                  |                    |
| Alliance Police Department           | 53                 |
| Beach City Police Department         | 17                 |
| East Canton Police Department        | 16                 |
| Hartville Police Department          | 15                 |
| Magnolia Police Department           | 13                 |
| Marlboro Twp. Police Department      | 13                 |
| Navarre Police Department            | 13                 |
| Waynesburg Police Department         | 10                 |
| <b>Summit County</b>                 |                    |
| Macedonia Police Department          | 23                 |
| Northfield Village Police Department | 19                 |
| Peninsula Police Department          | 22                 |
| Reminderville Police Department      | 13                 |
| Richfield Police Department          | 23                 |
| Silver Lake Police Department        | 11                 |
| <b>Trumbull County</b>               |                    |
| Braceville Twp. Police Department    | 10                 |
| Brookfield Twp. Police Department    | 21                 |
| Champion Twp. Police Department      | 9                  |
| Cortland Police Department           | 15                 |
| Fowler Township Police Department    | 19                 |
| Girard Police Department             | 14                 |
| Hartford Twp. Police Department      | 11                 |
| Kinsman Twp. Police Department       | 10                 |
| Newton Falls Police Department       | 23                 |
| Trumbull County Sheriff's Office     | 171                |
| Vienna Twp. Police Department        | 12                 |

# Agencies Not Certified

| Agency Name                        | Number of Officers |
|------------------------------------|--------------------|
| Warren Police Department           | 59                 |
| West Farmington Police Department  | 7                  |
| <b>Tuscarawas County</b>           |                    |
| Bolivar Police Department          | 8                  |
| Dennison Police Department         | 9                  |
| Dover Police Department            | 30                 |
| Midvale Police Department          | 11                 |
| New Philadelphia Police Department | 41                 |
| Newcomerstown Police Department    | 10                 |
| Port Washington Police Department  | 3                  |
| Roswell Police Department          | 1                  |
| Strasburg Police Department        | 11                 |
| Tuscarawas Police Department       | 7                  |
| Uhrichsville Police Department     | 12                 |
| <b>Union County</b>                |                    |
| Richwood Police Department         | 9                  |
| <b>Van Wert County</b>             |                    |
| Convoy Police Department           | 3                  |
| Scott Police Department            | 2                  |
| Van Wert Police Department         | 23                 |
| <b>Vinton County</b>               |                    |
| Hamden Police Department           | 4                  |
| McArthur Police Department         | 9                  |
| <b>Warren County</b>               |                    |
| Hamilton Twp. Police Department    | 16                 |
| Harveysburg Police Department      | 14                 |
| Mason Police Department            | 47                 |
| Morrow Police Department           | 9                  |
| <b>Washington County</b>           |                    |
| Beverly Police Department          | 8                  |
| Lowell Police Department           | 4                  |
| New Matamoras Police Department    | 14                 |
| <b>Wayne County</b>                |                    |
| Apple Creek Police Department      | 13                 |
| Dalton Police Department           | 14                 |
| Doylestown Police Department       | 10                 |
| Marshallville Police Department    | 7                  |
| Orrville Police Department         | 15                 |
| Shreve Police Department           | 15                 |
| Smithville Police Department       | 9                  |
| West Salem Police Department       | 12                 |

# Agencies Not Certified

| Agency Name                       | Number of Officers |
|-----------------------------------|--------------------|
| <b>Williams County</b>            |                    |
| Blakeslee Police Department       | 4                  |
| Bryan Police Department           | 21                 |
| Edgerton Police Department        | 14                 |
| Edon Police Department            | 8                  |
| Stryker Police Department         | 12                 |
| West Unity Police Department      | 11                 |
| Williams County Sheriff's Office  | 35                 |
| <b>Wood County</b>                |                    |
| Bloomdale Police Department       | 6                  |
| Bradner Police Department         | 6                  |
| Haskins Police Department         | 15                 |
| Luckey Police Department          | 8                  |
| Pemberville Police Department     | 14                 |
| Perrysburg Police Department      | 35                 |
| Perrysburg Twp. Police Department | 24                 |
| Portage Police Department         | 1                  |
| Risingsun Police Department       | 5                  |
| Rossford Police Department        | 15                 |
| Walbridge Police Department       | 21                 |

\* Agency documentation received too late to appear in the report.









